

FABER
AIR MATTERS

2020
COLLECTION



The pioneers of the
domestic cooker hood..

The performance shown in this catalogue is declared in accordance with the new Code of Conduct signed by the most qualified European manufacturers members of CECED (European Committee of Domestic Equipment Manufacturers), a strict code for transparency which establishes clear rules to measure air flow and noise level for hoods, common to all cooker hoods manufacturers:

- air capacity according to IEC/EN 61591 method
(with the hood fitted using a ducting pipe)
- noise level according to IEC/EN 60704-3 method (sound power)

FINISHES

AM/X	metal aluminium/Stainless steel handle
BK GLOSS	black gloss
BK	black
BK GLASS/A	Black glass/aluminium
CG	country grey
CI	cast iron
CT	cross titanium
DG	dark grey
DG/C	dark grey/concrete
DGC	dark grey concrete
LG	light grey
LG/X	light grey/Stainless steel handle
OB	Old brass
OC	Old copper
OM	old metal
SS	black body/Stainless steel
strip	
WG	warm gray
WH	white
WH MATT/TS	White matt/tibetan Silver
WW	Warm white
X	Stainless steel
X/OM	Stainless steel/old metal
X/V	Stainless steel/glass

PERFORMANCE

SPEED	Speed
M³/H	Air capacity IEC point
PA	Pressure
W	Input
dB(A)	Noise level

IMPORTANT NOTICE

All Faber hoods should be fitted by a qualified technician.

Reliability is a constant characteristic of all FABER products.

When the air is pure and clean, home becomes a place of true wellbeing. That's what reliability means to us: making your life better for years to come.

RECORDS IN EXCELLENCE

- The first **ISO 9001** Quality Certification in the field of kitchen hoods.
- **SGS Certificate of Excellence no.001**: a worldwide first.
- Integrated Management System for Quality (**ISO 9001:2015**), Occupational Health and Safety (**OHSAS 18001**) and the Environment (**ISO 14001**) certified by SGS.
- Products conforming to the strictest safety requirements and to standards **EN 61591** and **EN 60704-3**, tested in an authorised in-house laboratory, certified and guaranteed by leading international bodies.

IMQ	The Italian Quality Mark
CE	The EU Safety Mark
SEMKO	International Safety Certification by Intertek ETL
UL	The Quality Mark for the USA and Canada
CCC	The Chinese Quality Mark

ENERGY LABEL FOR CLEARER SAVINGS.

Energy Efficiency Class: hoods with the highest ratings (A++, A+, A) consume less and are more respectful of the environment (green colour).

Annual Electricity

Consumption: calculated for standard hood functioning times (60 minutes of suction and 120 minutes of lighting a day).

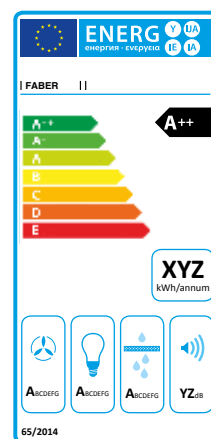
Fluid-dynamic efficiency:

reveals the quality and power of the hood: efficiency rises as suction power increases or energy consumption decreases.

Lighting efficiency: this indicates how much light the hood produces for the energy it consumes; for the same lighting power, more light-efficient hoods consume less.

Filter efficiency: indicates the filter's capacity to capture grease.

Noise level: measured in dB at the hood's maximum fan speed (not boost).



A vision of global reach.



HEADQUARTERS
Italy

A VISION OF GLOBAL REACH.

FABER has a lot in common with air... both are present all over the world. Air has always been our chosen material. Now the world is our home. So it's only natural we should want to improve them both. Installing a kitchen hood is an easy way to improve the air in your home, of course, but only thanks to Faber. After all, we invented the kitchen hood, and we are making them better every day to provide our customers with the ultimate performance, quality and comfort. **Aspiring to a better world through leadership. Everywhere, every day.**

INVESTING IN THE WORLD

Always growing, to serve more people.

THINKING LONG TERM

All-round competence: automation, robotics, IT, total quality.

INNOVATING CONTINUOUSLY

Engineering research, advanced solutions, living benefits.

DESIGNING THE FUTURE

Ergonomics, design, functionality, comfort, style and wellbeing for the home.

**ISLAND
HOODS**
10



Arkea Plus 11



Belle Plus 12



Celine Plus 14



Lybra Plus 19



Nest Plus 20



Odette Plus 21



Pareo Plus 23



Vanilla Plus 24



Zoom Plus 25



**Cylindra Isola
26**



**Cylindra Isola
Plus Concrete 27**



**Stilo Isola / SP
28**

**CEILING
HOODS**
29



**Heaven
Compact 30**



Heaven 2.0 32



**Heaven Glass
2.0 33**



**Heaven Glass
2.0 Slim/Heaven
2.0 Slim 34**



**Heaven Lite
Glass / Heaven
Lite 36**



High-Light 37



Skypad 2.0 40

**DOWNDRAFT
HOODS &
VENTING
HOBS**
42



Fabula Plus 43



Galileo 44



**Galileo Smart
48**

**WALL
HOODS**
50



Chloé 51



Cocktail 54



Cocktail XS 55



Daisy B 56



Glam-Fit 57



Grexia 60



Lithos 62



Stilo / SP 63



Onyx-T 64



Talika 67



Thalia 70



Tweet 72



T-Light 74



Vanity 75



Veil 76



T-Night 78

INTEGRATED
80



**Inca Lux 2.0
81**



**Inca Lux Glass
82**



**Inca Plus HCS
83**



**Inca Smart C
84**



**Inca Smart HC
85**



In-Light 86



**In-Nova Premium
89**



**In-Nova Smart
90**



Maxima 92




Victory 2.0 93


**EXTERNAL
MOTOR
HOODS**
94

ACCESSORIES
96

The technology behind the hood.



pag. 8



pag. 9



pag. 64



pag. 66



pag. 85

Advanced technology for real life benefits.

BRUSHLESS



The brushless motor guarantees considerable energy saving coupled with high extraction efficacy. It is the most silent motor on the market and its performance remains stable in any usage condition.

ENERGY DIFFUSER



Energy Diffuser: it reduces noise up to 3dB(A) and higher hood efficiency by 30% even in the presence of long air outlet.

DOUBLE ASPIRATION



Double extraction is derived from the overlapping of two glasses in vertical hoods, ensuring greater hood effectiveness.

BOOST



FABER introduced Boost suction some time ago. Now we bring you Double Boost! This additional increase in power gives your hood a total of 5 suction speeds. Double Boost has the power to eliminate even the most persistent steam and odours in just a few minutes.

SPEED I



Intensive speed: function which activates maximum aspiration for 6 minutes to meet special cooking needs.

HOUR 24



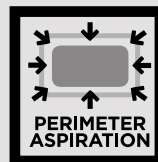
Key 24: function which allows the hood to be switched on for 24 hours a day for continuous air renewal with a level of noise that is imperceptible.

DELAY 30



Delayed switch-off: allows automatic delayed switching off of the motor to complete elimination of residual odours.

PERIMETER ASPIRATION



25% less* perceived noise. Perimeter suction exploits the Venturi effect to accelerate the air flow through a narrow gap. The air slows down again once inside the hood for more efficient extraction.

*Equivalent to a reduction of 3 dB(A) according to EN 60704-3.

FILTER ALARM



Filter saturation alarm: warns you when it is time to clean the anti-grease filter or substitute the anti-odour filter.

WATERPROOF



Any liquid spilled during cooking flows directly into a suction grille and is collected in an automatically drained tray under the hood, small enough to leave space for a utensil drawer.

REAR OUTLET



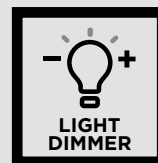
The rear air outlet available with many FABER hoods allows fumes to be channelled to the rear instead of upwards. This eliminates the need for an upper duct, freeing up useful space above the hood.

COMFORT LIGHT



Courtesy light: reduced hood light intensity with the simple press of a button. Thanks to its low level of energy consumption, the courtesy light can be left on for long periods of time.

LIGHT DIMMER



Dimmer light: adjusts hood courtesy light with the simple press of a button to meet all your kitchen needs.


REMOTE CONTROL TECHNOLOGY. For a user-friendly kitchen.

With Faber's remote control design you can switch the hood on and off, adjust extraction power and light intensity and set the timer too. The remote control contains a magnet which lets you attach it to the hood when not needed, so that you always know where to find it.



GREEN INNOVATION.

Imagine a future of pure, fresh air.



ENERGY EFFICIENCY CLASS A++, A+++

The energy efficiency class of a kitchen hood depends on the consumption of its fan motor, filter system and lighting. Needless to say, FABER hoods are in the highest efficiency classes. That means they deliver maximum performance for minimum consumption. Galileo, FABER's new hob extractor, exceeds all expectations and achieves the ultimate A+++ rating.

EVO BLOWER, THE EVOLUTION OF SILENCE.

All the hoods in the FABER 2019/20 collection incorporate LED lighting technology. Smart lighting for a naturally brighter future, LED units consume next to nothing and produce a pleasantly natural light that ensures perfect visibility without altering colours.

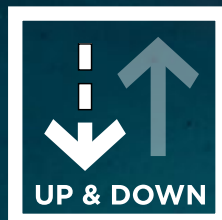
LED light FOR A BRIGHTER VIEW.

For the first time ever, all the hoods in the FABER 2018 collection incorporate LED lighting technology. Smart lighting for a naturally brighter future, LED units consume next to nothing and produce a pleasantly natural light that ensures perfect visibility without altering colours.

UP & DOWN TECHNOLOGY.

UP & DOWN: MOBILE LIGHT FOR YOUR KITCHEN.

The beauty of F-LIGHT hoods is that they don't just hang there. While raising the tone of any kitchen, their real ambition is to descend and be seen, to provide the light needed for perfect visibility. DOWN: the hood descends to illuminate the hob and ensure maximum extraction efficiency. UP: the hood returns to the ceiling to form an elegant light fitting. And FABER's brand-new remote control makes movement easy.



EXCLUSIVE TECHNOLOGY

F-LIGHT: MOVING IN CLASS A.

A ENERGY EFFICIENCY

All F-LIGHT models move silently, and this is clear proof of their quality, but there's more. Their energy efficiency places them in a class of their own while bringing comfort to your kitchen.

LED RING

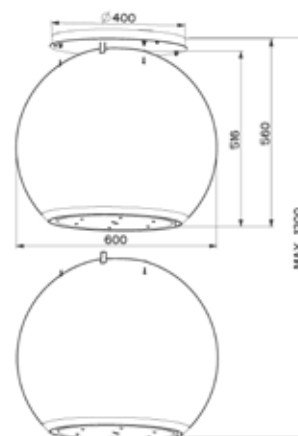
FABER's new F-LIGHT hoods also feature a glass panel with a unique ring of light provided by a circular LED. This bright idea provides pleasant, effective illumination, improves the look of your hob and ensures visibility over the cooking area.

ISLAND HOODS

1. Island F-Light Hoods
2. Island Hoods

Island workstations provide a focal point in the kitchen. This selection of beautiful Faber island hoods will both enhance this space and provide effective extraction.

Unique colour
changing mood lamp
and extractor.



ARKEA PLUS

ARKEA PLUS cod. 345.0492.562



FEATURES	PERFORMANCE	ACCESSORIES
Finish • Stainless steel / polycarbonate	Speed 1 2 3 INT	Cod. 112.0158.127 FHP8 High Performance Charcoal filter
Controls Electronic	Air capacity IEC point 270 340 430 620	Cod. 112.0185.278 FLL8 Long Lasting Charcoal filter
Lighting Micro LED / Ambient back-lighting lamps	Pressure - - - -	
Grease filter Cassettes dishwasher safe	Input 120 150 190 270	
Ø of air outlet 150 mm	Noise level 52 58 64 71	
Width 600 mm	INSTALLATION REQUIREMENTS	
Energy class -*	Max Load 306W	Max Width of Hob 60cm
	Min Height 65cm above a Gas Hob	65cm above an Electric Hob



Arkea features LED RGB ambience lighting, allowing you to choose your favourite colour or alternate all colours in a loop.

* Data not declared, as the model is exclusively available as a recirculating hood.



BELLE PLUS



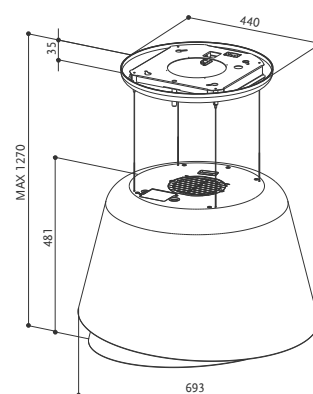
Featuring the latest in island hood technology finished in beautiful warm colours.



Grey Matt / Warm Dark Grey Matt



Gold / Warm Dark Grey Matt







BELLE PLUS

BELLE PLUS GREY MATT/WARM DG MATT cod. 345.0541.067

BELLE PLUS GOLD/WARM DG MATT cod. 345.0541.068



FEATURES	PERFORMANCE	ACCESSORIES
Finish • Grey matt / Warm dark grey matt • Gold / Warm dark grey matt	Speed 1 2 3 INT Air capacity IEC point 240 300 430 640 Pressure 280 410 510 540 Input 95 125 185 230 Noise level 51 54 58 68	Cod. 112.0158.127 FHP8 High Performance Charcoal filter Cod. 112.0185.278 FLL8 Long Lasting Charcoal filter
Controls Touch control	INSTALLATION REQUIREMENTS	
Lighting Perimetral LED light	Max Load  240W	Max Width of Hob  70cm
Grease filter Cassettes dishwasher safe	Min Height  65cm above a Gas Hob	 65cm above an Electric Hob
Ø of air outlet 150 mm		
Width 695 mm		
Energy class A		



CÈLINE PLUS



MY
WHITE
BOOK

MY
BLACK
BOOK



**Simple, stylish,
subtle, with the
latest in extraction
technology.**



Country grey matt



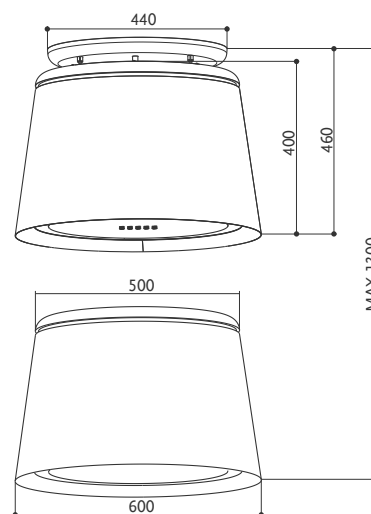
Warm white / Country grey matt



THE CONICAL HOOD. A MODERN CLASSIC.

A thin line of Stainless steel embellishes the top part of this original, conical hood, which is also available with a bottom section in a different finish.

The contemporary, essential design of Céline is made even more striking by Up & Down technology. The hood can be raised to the ceiling when not in use and lowered again whenever its extraordinary performance is needed. Céline comes in a choice of matt country grey and Warm white.



CÉLINE PLUS

CÉLINE PLUS CG MATT cod. 345.0541.063

CÉLINE PLUS WW/CG MATT cod. 345.0541.064



FEATURES	PERFORMANCE	ACCESSORIES
Finish	Speed	Cod. 112.0158.127
• Country grey matt • Warm white / Country grey matt	1 2 3 INT	FHP8 High Performance Charcoal filter
Controls	Air capacity IEC point	Cod. 112.0185.278
Touch control	240 300 430 640	FLL8 Long Lasting Charcoal filter
Lighting	Pressure	
Perimetral LED light	280 410 510 540	
Grease filter	Input	
Cassettes dishwasher safe	95 125 185 230	
Ø of air outlet	Noise level	
150 mm	51 54 58 68	
Width	INSTALLATION REQUIREMENTS	
600 mm	Max Load	
Energy class	Max Width of Hob	
A	240W	60cm
	Min Height	
	65cm above a Gas Hob	65cm above an Electric Hob

SOFT LINE

FENIX® is an innovative, high-tech material with a matt surface that is soft to touch. It's smudge-proof surface makes cleaning easier than ever. It is highly resistant to scratches.



**LOW LIGHT
REFLECTION,
EXTREMELY
MATTT SURFACE**



**SMUDGE PROOF
FOR A PERFECTLY
CLEAN SURFACE**



**SOFT TO THE
TOUCH**





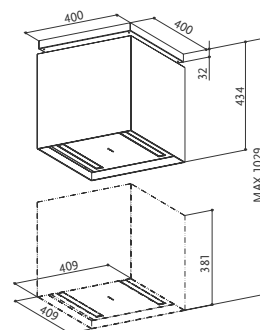
Limited Edition:
Zebra - Striped Glass



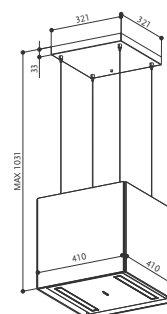
Lybra, ducted version



A cubic hood with the option of up-and-down adding a modern twist to the kitchen.



Lybra Soft Model



LYBRA

LYBRA PLUS cod. 110.0255.507





LYBRA PLUS BLACK STRIPED cod. 110.0393.250

LYBRA SOFT BK cod. 345.0607.590



(Available on Plus Models)

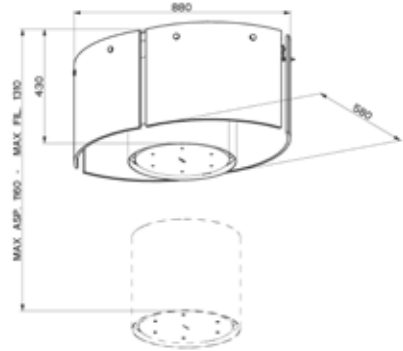


FEATURES	PERFORMANCE	ACCESSORIES
Finish	Speed 1 2 3 INT	Cod. 112.0158.127
• Stainless steel / White glass	Air capacity IEC point 270 340 430 620	FHP8 High Performance Charcoal filter
• Stainless steel / Zebra-striped glass	Pressure 400 460 530 560	Cod. 112.0169.216
• Stainless steel / Fenix black	Input 120 150 190 270	F-LIGHT ducting kit
Controls	Noise level 52 58 64 71	Cod. 112.0185.278
Electronic	INSTALLATION REQUIREMENTS	FLL8 Long Lasting Charcoal filter
Lighting	Max Load	
2 LED lights	Max Width of Hob	
Grease filter	 255W	 60cm
Cassettes dishwasher safe	Min Height	
Ø of air outlet	 65cm above a Gas Hob	 65cm above an Electric Hob
Width		
409 mm		
Energy class		
A		



Nest, ducted version





Free form glass gives a chandelier effect to this beautiful cooker hood.



NEST PLUS

NEST PLUS cod. 345.0492.592



FEATURES	PERFORMANCE	ACCESSORIES
Finish • Stainless steel / glass	Speed 1 2 3 INT Air capacity IEC point 270 340 430 620 Pressure 400 460 530 560 Input 120 150 190 270 Noise level 52 58 64 71	Cod. 112.0158.127 FHP8 High Performance Charcoal filter Cod. 112.0169.216 F-LIGHT ducting kit Cod. 112.0185.278 FLL8 Long Lasting Charcoal filter
Controls Electronic	INSTALLATION REQUIREMENTS	
Lighting Micro LED lights	Maximum Load  306W	Max Width of Hob  60cm
Grease filter Cassettes dishwasher safe	Minimum Height  65cm above a Gas Hob  65cm above an Electric Hob	
Ø of air outlet 150 mm		
Width 860 mm		
Energy class A		

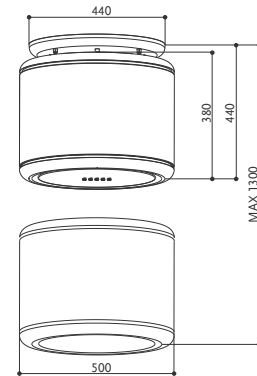
ODETTE PLUS



Black Matt

Grey Matt

Featuring
unique circular
LED lighting
coupled with
modern matt
finishes.







ODETTE PLUS

ODETTE PLUS BK MATT cod. 345.0541.053

ODETTE PLUS GREY MATT cod. 345.0541.054



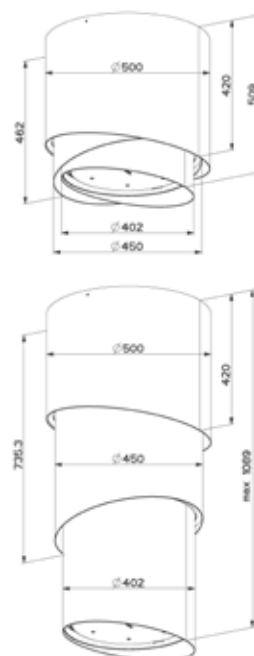
ODETTE PLUS

FEATURES	PERFORMANCE	ACCESSORIES
Finish • Black matt • Grey matt	Speed 1 2 3 INT	Cod. 112.0158.127 FHP8 High Performance Charcoal filter
Controls Touch control	Air capacity IEC point 240 300 430 640	Cod. 112.0185.278 FLL8 Long Lasting Charcoal filter
Lighting Perimetral LED light	Pressure 280 410 510 540	
Grease filter Cassettes dishwasher safe	Input 95 125 185 230	
Ø of air outlet 150 mm	Noise level 51 54 58 68	
Width 500 mm	INSTALLATION REQUIREMENTS	
Energy class A	Max Load  240W	Max Width of Hob  60cm
	Min Height  65cm above a Gas Hob	 65cm above an Electric Hob

Stainless steel

Tibetan silver
Limited Edition

This distinctive
periscopic hood is
both unique and
breathtaking.



PAREO PLUS

PAREO PLUS cod. 345.0492.593

PAREO PLUS TIBETAN SILVER cod. 345.0492.594

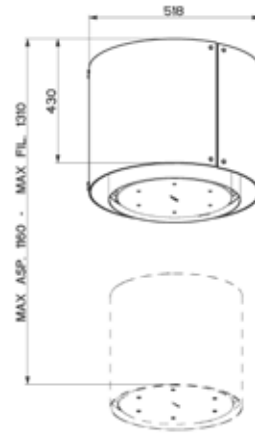


FEATURES	PERFORMANCE
Finish	Speed 1 2 3 INT
• Stainless steel • Tibetan silver	Air capacity IEC point 270 340 430 620
Controls	Pressure 400 460 530 560
Electronic	Input 120 150 190 270
Lighting	Noise level 52 58 64 71
Micro LED lights	
Grease filter	INSTALLATION REQUIREMENTS
Cassettes dishwasher safe	
Ø of air outlet	Max Load 306W
150 mm	Max Width of Hob 60cm
Width	
500 mm	Min Height
Energy class	65cm above a Gas Hob
A	65cm above an Electric Hob

The model is exclusively available as a ducted hood.



A frosted glass chandelier with an etched wave design shrouds the powerful up-and-down extractor.



VANILLA PLUS

VANILLA PLUS cod. 345.0492.591

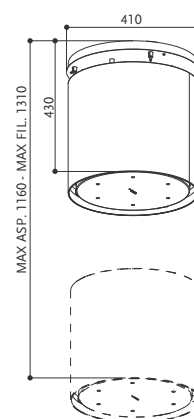


FEATURES	PERFORMANCE	ACCESSORIES
Finish • Stainless steel / glass	Speed 1 2 3 INT	Cod. 112.0158.127
Controls Electronic	Air capacity IEC point 270 340 430 620	FHP8 High Performance Charcoal filter
Lighting Micro LED lights	Pressure 400 460 530 560	Cod. 112.0169.216
Grease filter Cassettes dishwasher safe	Input 120 150 190 270	F-LIGHT ducting kit
Ø of air outlet 150 mm	Noise level 52 58 64 71	Cod. 112.0185.278
Width 520 mm	INSTALLATION REQUIREMENTS	
Energy class A	Max Load 306W	Max Width of Hob 60cm
	Min Height 65cm above a Gas Hob	65cm above an Electric Hob



Zoom, ducted version

Simple yet
stylish extractor
with up-
and-down
technology.



ZOOM PLUS

ZOOM PLUS cod. 345.0492.568

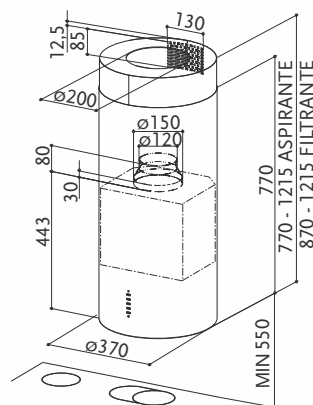


FEATURES	PERFORMANCE	ACCESSORIES
Finish • Stainless steel	Speed 1 2 3 INT	Cod. 112.0158.127 FHP8 High Performance Charcoal filter
Controls Electronic	Air capacity IEC point 270 340 430 620	Cod. 112.0169.216 F-LIGHT ducting kit
Lighting Micro LED lights	Pressure 400 460 530 560	Cod. 112.0185.278 FLL8 Long Lasting Charcoal filter
Grease filter Cassettes dishwasher safe	Input 120 150 190 270	
Ø of air outlet 150 mm	Noise level 52 58 64 71	
Width 400 mm	INSTALLATION REQUIREMENTS	
Energy class A	Max Load 306W	Max Width of Hob 60cm
	Min Height 65cm above a Gas Hob	65cm above an Electric Hob

Stainless steel



Imposing cylindrical extraction.




To be installed at a minimum distance from the hob of **55 cm**.

CYLINDRA ISOLA

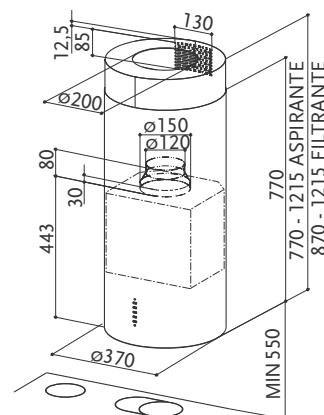
CYLINDRA ISOLA EV8 X A37 cod. 335.0572.111

CYLINDRA ISOLA PLUS MATT BK EV8 X A37 cod. 335.0572.104



FEATURES	PERFORMANCE	ACCESSORIES
Finish • Stainless steel • Matt black	Speed 1 2 3 INT Air capacity IEC point 300 460 590 650 Pressure 350 450 480 490 Input 145 180 230 250 Noise level 56 62 68 71	Cod. 112.0157.243 F9 Charcoal filter Cod. 112.0540.043 Remote control Cod. 112.0327.007 ENERGY Remote blower kit Cod. 112.0157.267 Upper chimney kit X Cod. 112.0185.276 FLL9 Charcoal filter Long Lasting
Controls Electronic LED	INSTALLATION REQUIREMENTS Max Load 252W Max Width of Hob 60cm Min Height 55cm above a Gas Hob 55cm above an Electric Hob	
Lighting 2 LED lights		
Grease filter Cassettes dishwasher safe		
Ø of air outlet 150 / 120 mm		
Width 370 mm		
Energy class C		

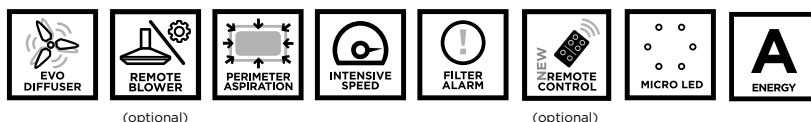
Imposing
cylindrical
extraction,
with a
modern
concrete
finish.



To be installed at a minimum
distance from the hob of **55 cm**.

CYLINDRA ISOLA PLUS CONCRETE

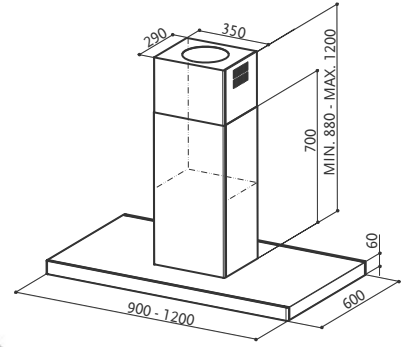
CYLINDRA ISOLA PLUS CONCRETE A37 cod. 335.0572.112



FEATURES	PERFORMANCE	ACCESSORIES
Finish • Concrete	Speed 1 2 3 INT	Cod. 112.0157.243
Controls Feel touch	Air capacity IEC point 280 420 580 680	F9 Charcoal filter
Lighting Micro LED lights	Pressure 430 500 530 545	Cod. 112.0540.043
Grease filter Cassettes dishwasher safe	Input 190 230 255 270	Remote control
Ø of air outlet 150 / 120 mm	Noise level 56 62 68 71	Cod. 112.0327.007
Width 370 mm	INSTALLATION REQUIREMENTS	ENERGY Remote blower kit
Energy class A	Max Load 277W	Cod. 112.0185.276
	Max Width of Hob 60cm	FLL9 Charcoal filter Long Lasting
	Min Height 55cm above a Gas Hob	
	55cm above an Electric Hob	

Faber's
timeless
T-Shaped
chimney hood,
simple and
effective.

Stainless steel



STILO ISOLA/SP

STILO ISOLA SP EV8 X A90 cod. 325.0572.403

STILO ISOLA SP EV8 X A120 cod. 110.0255.545



(optional)

FEATURES	PERFORMANCE	ACCESSORIES
Finish	Speed 1 2 3 INT	Cod. 112.0067.944
• Stainless steel	Air capacity IEC point 300 460 620 700	F3 Charcoal filter
Controls	Pressure 330 430 490 500	Cod. 112.0327.007
Electronic	Input 145 180 230 250	ENERGY Remote blower kit
Lighting	Noise level 52 62 69 71	Cod. 112.0185.276
4 LED lights	INSTALLATION REQUIREMENTS	FLL9 Charcoal filter Long Lasting
Grease filter	Max Load 254W	
Cassettes dishwasher safe	Max Width of Hob 90/120cm	
Ø of air outlet	Min Height	
150 / 120 mm	65cm above a Gas Hob	
Width	65cm above an Electric Hob	
900 / 1200 mm		
Energy class		
B		

CEILING HOODS

For the ultimate in discreet extraction, a Faber ceiling hood illuminates the cooking area whilst drawing your steam towards the ceiling.

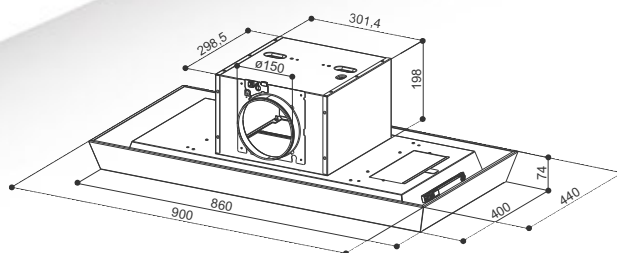
HEAVEN COMPACT



Specially designed
to fit in-between
ceiling joists.




Air outlet adjustable in 4 positions



HEAVEN COMPACT

HEAVEN COMPACT EV8 X A90 cod. 350.0504.298



FEATURES	PERFORMANCE	ACCESSORIES
Finish • Stainless steel / White glass	Speed 1 2 3 INT	Cod. 112.0327.007
Controls Electronic LED	Air capacity IEC point 300 460 580 640	ENERGY Remote blower kit
Lighting 2 LED lights	Pressure 360 440 500 510	Cod. 112.0185.278
Grease filter Cassettes dishwasher safe	Input 145 180 230 250	FLL8 Long Lasting Charcoal filter
Ø of air outlet 150 / 120 mm	Noise level 53 63 68 70	Cod. 112.0158.127
Width 900 mm	INSTALLATION REQUIREMENTS	
Energy class C	Max Load 254W	Max Width of Hob 90cm
	Min Height 65cm above a hob	Max Height 150cm above Hob

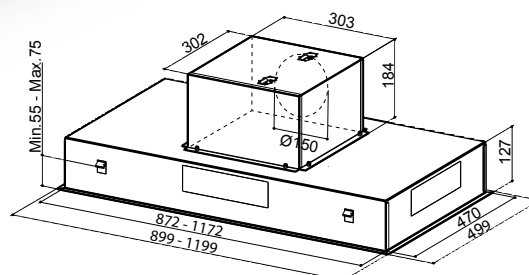
Ceiling joist installation examples:



Faber's best selling ceiling
hood; easy to install,
powerful and great value.



Air outlet adjustable in 4 positions



HEAVEN 2.0

HEAVEN 2.0 EV8+ X 90 cod. 110.0315.792

HEAVEN 2.0 EV8+ X 120 cod. 110.0315.794



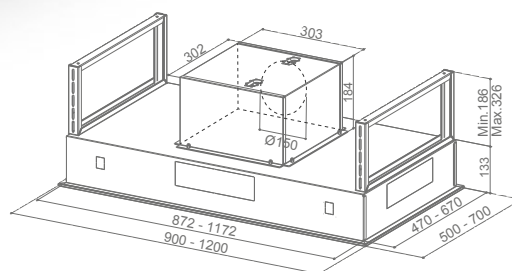
(optional)

FEATURES	PERFORMANCE	ACCESSORIES
Finish	Speed 1 2 3 INT	Cod. 112.0327.007
• Stainless steel	Air capacity IEC point 290 400 560 700	ENERGY Remote blower kit
Controls	Pressure 430 490 530 560	Cod. 112.0158.127
Electronic LED	Input 190 230 255 270	FHP8 High Performance Charcoal filter
Lighting	Noise level 53 62 70 72	Cod. 112.0185.278
4 LED lights	INSTALLATION REQUIREMENTS	FLL8 Long Lasting Charcoal filter
Grease filter	Max Load 274W	Cod. 112.0376.219
Cassettes dishwasher safe	Max Width of Hob 90/120cm	Flat Air Duct System Heaven
Ø of air outlet	Min Height 65cm above a hob	
150 / 120 mm	Max Height 150cm above Hob	
Width		
900 mm / 1200 mm		
Energy class		
A		

A timeless glass ceiling hood
with a host of installation
options.




Air outlet adjustable in 4 positions



HEAVEN GLASS 2.0

HEAVEN GLASS 2.0 EV8+ WH A90 cod. 110.0315.503

HEAVEN GLASS 2.0 EV8+ WH A120 cod. 110.0374.230



(optional)

FEATURES	PERFORMANCE	ACCESSORIES
Finish	Speed 1 2 3 INT	Cod. 112.0327.007
• White glass	Air capacity	ENERGY Remote blower kit
Controls	IEC point 290 400 560 700	
Electronic LED	Pressure 430 490 530 560	Cod. 112.0158.127
Lighting	Input 190 230 255 270	FHP8 High Performance Charcoal filter
2 LED lights	Noise level 53 62 70 72	Cod. 112.0185.278
Grease filter	INSTALLATION REQUIREMENTS	FLL8 Long Lasting Charcoal filter
Cassettes dishwasher safe	Max Load 276W	Cod. 112.0376.219
Ø of air outlet	Max Width of Hob 90/120cm	Flat Air Duct System Heaven
150 / 120 mm	Min Height	
Width	Max Height	
900 mm / 1200 mm		
Energy class		
A		



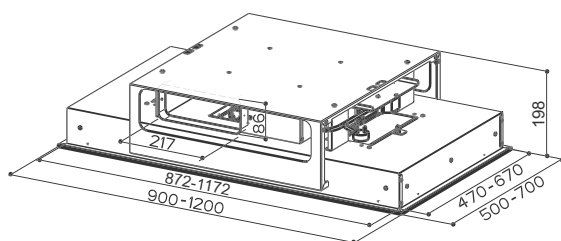


Heaven Glass 2.0 Slim

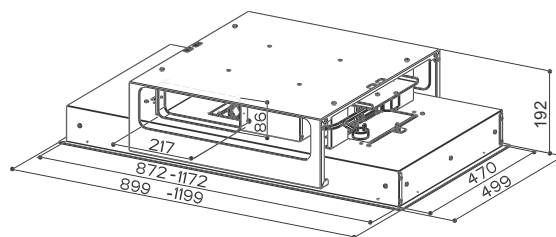
**Designed for tighter
spaces above the ceiling.**



Heaven 2.0 Slim



Heaven Glass 2.0 Slim



Heaven 2.0 Slim

HEAVEN GLASS 2.0 SLIM

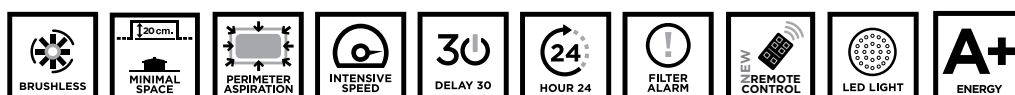
HEAVEN 2.0 SLIM

HEAVEN GLASS 2.0 WH SLIM A90 cod. 110.0428.440

HEAVEN GLASS 2.0 WH SLIM A120 cod. 110.0428.451

HEAVEN 2.0 X SLIM A90 cod. 110.0428.452

HEAVEN 2.0 X SLIM A120 cod. 110.0428.453



FEATURES	PERFORMANCE	ACCESSORIES
Finish • Stainless steel • White glass	Speed 1 2 3 INT	Cod. 112.0471.608 FLL18-90 Charcoal filter 90cm
Controls Electronic LED	Air capacity IEC point 480 550 620 700	Cod. 112.0471.609 FLL18-120 Charcoal filter 120cm
Lighting 2 LED lights	Pressure 310 410 520 690	Cod. 112.0459.429 Round to Rectangular Adapter 220x90mm
Grease filter Cassettes dishwasher safe	Input 60 85 110 145	
Ø of air outlet 150 / 120 mm	Noise level 63 66 70 72	
Width 900 mm	INSTALLATION REQUIREMENTS	
Energy class A+	Max Load HEAVEN 2.0 SLIM 149W	Max Width of Hob HEAVEN GLASS 2.0 SLIM 151W
This hood has a unique motor design. Please download the installation guide to ensure the hood is suitable for your space.	Min Height 65cm above a hob	Max Height 150cm above Hob

The latest Heaven ceiling hood design in White glass or Stainless steel.

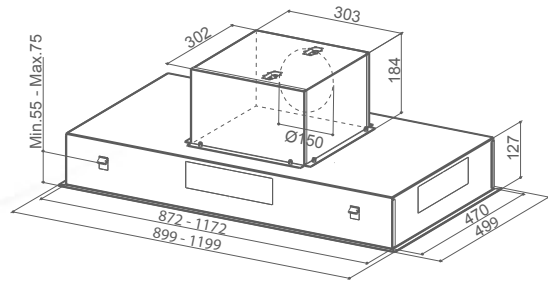
Air outlet adjustable in 4 positions



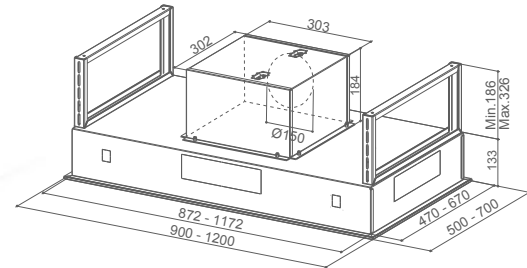
Heaven Lite



Heaven Lite Glass



Heaven Lite




Heaven Lite Glass

HEAVEN LITE HEAVEN LITE GLASS

HEAVEN LITE EV8+ X A90 cod. 350.0529.507
HEAVEN LITE EV8+ X A120 cod. 350.0529.508

HEAVEN LITE GLASS EV8+ WH A90 cod. 350.0529.509
HEAVEN LITE GLASS EV8+ WH A120 cod. 350.0529.510



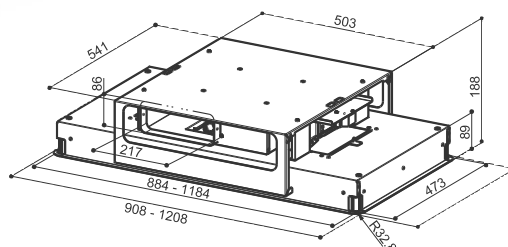
FEATURES	PERFORMANCE	ACCESSORIES
Finish • White glass • Stainless steel	Speed 1 2 3 INT	Cod. 112.0327.007 ENERGY Remote blower kit
Controls Electronic LED	Air capacity IEC point 290 400 560 700	Cod. 112.0185.278 FLLP8 Long Lasting Charcoal filter
Lighting LED lights	Pressure 430 490 530 560	Cod. 112.0376.219 Flat Air Duct System Heaven
Grease filter Cassettes dishwasher safe	Input 190 230 255 270	Cod. 112.0158.127 FHP8 High Performance Charcoal filter
Ø of air outlet 150 mm	Noise level 53 62 70 72	
Width 900 / 1200 mm	INSTALLATION REQUIREMENTS	
Energy class A	Max Load 277W	
	Max Width of Hob 90/120cm	
	Min Height 65cm above a hob	
	Max Height 150cm above Hob	

A contemporary design
ceiling hood with a compact
motor design.

White matt



Stainless steel



HIGH-LIGHT

HIGH-LIGHT RAD BRS X A91 cod. 110.0456.185





HIGH-LIGHT RAD BRS X A121 cod. 110.0456.205

HIGH-LIGHT RAD BRS BK MATT A91 cod. 350.0561.191

HIGH-LIGHT RAD BRS WH MATT A91 cod. 110.0456.206

HIGH-LIGHT RAD BRS WH MATT A121 cod. 110.0456.207



FEATURES	PERFORMANCE	ACCESSORIES
Finish • Stainless steel • White matt	Speed 1 2 3 INT	Cod. 112.0471.608 FLL18-90 Charcoal filter 90cm
Controls Electronic LED	Air capacity IEC point 415 490 550 710	Cod. 112.0471.609 F18-120 Charcoal filter
Lighting Perimeter LED light	Pressure 320 410 530 700	Cod. 112.0459.429 Round to Rectangular Adapter 220x90mm
Grease filter Cassettes dishwasher safe	Input 55 85 110 145	
Ø of air outlet 220 x 90 mm	Noise level 63 65 68 71	
Width 910 / 1210 mm	INSTALLATION REQUIREMENTS	
Energy class A+	Max Load  161/165W	Max Width of Hob  91/121cm
	Min Height  65cm above a hob	Max Height  150cm above Hob

This hood has a unique motor design. Please download the installation guide to ensure the hood is suitable for your space.

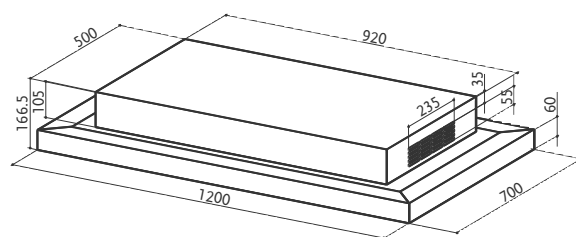




SKYPAD 2.0



Fixed directly to the ceiling surface; no cut-out is needed.



SKYPAD 2.0

SKYPAD 2.0 X/WH F120 cod. 110.0479.462



FEATURES	PERFORMANCE	ACCESSORIES
Finish • Stainless steel / White glass	Speed 1 2 3 INT	Cod. 112.0329.928
Controls Electronic LED	Air capacity IEC point 440 600 780 850	FHP14 Skypad High Performance Charcoal filter
Lighting 2 LED lights	Pressure - - - -	*Charcoal filters included.
Grease filter Cassettes dishwasher safe	Input 60 90 140 180	
Ø of air outlet -	Noise level 57 64 70 72	
Width 1200 mm	INSTALLATION REQUIREMENTS	
Energy class -*	Max Load 194W	Max Width of Hob 120cm
Motors 2	Min Height 65cm above a gas hob 50cm above an induction hob	Max Height 150cm above Hob

* Data not declared, as the model is exclusively available as a recirculating hood.

DOWNDRAFT HOODS AND VENTING HOBS

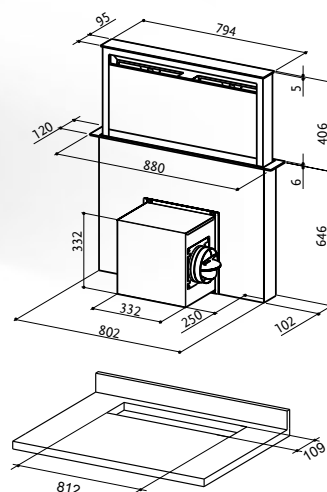
With the extraction unit hidden cleverly beneath the hob, these extractors offer the ultimate in discrete extraction whilst taking up minimal space in the kitchen cabinet.

This hood rises up out of the work top providing totally discreet extraction.

Stainless steel / White glass



Stainless steel / Black glass





Air outlet adjustable in 4 positions, front or rear side

FABULA PLUS

FABULA PLUS EV8+ BK A90 cod. 340.0571.082


FABULA PLUS EV8+ WH A90 cod. 340.0571.083



FEATURES	PERFORMANCE	ACCESSORIES
Finish • Stainless steel / Black glass • Stainless steel / White glass	Speed 1 2 3 4 INT Air capacity IEC point 160 290 350 439 700 Pressure 100 390 460 540 560 Input 55 120 155 210 270 Noise level 40 53 54 60 70	Cod. 112.0261.258 F12 Fabula Charcoal filter Cod. 112.0540.043 Remote control Cod. 112.0327.008 Remote blower kit Fabula Cod. 112.0470.541* Rectangular Duct Recirculating Kit
Controls EVO Touch control	INSTALLATION REQUIREMENTS	
Lighting LED lights	Max Load  277W	Max Width of Hob  90cm
Grease filter Cassettes dishwasher safe	*To be purchased as an alternative to the Charcoal filter.	
Ø of air outlet 150 / 120		
Width 900 mm		
Energy class A		

GALILEO





Double boost and
5 suction speeds.



SIMPLY GENIUS

The Galileo hood, named after a true Italian genius, is a jewel of technology in energy efficiency class A+++, and the top of Faber's induction range. Invisible but extremely functional, Galileo is a perfect combination of hood and hob in a single, worktop-height package.

The hood and hob form a superbly efficient duo, characterised by attention to detail and amazing performance. Touch slider controls are complemented by maximum power, total safety and silence.

WATERPROOF DESIGN

The Galileo guarantees normal functioning and complete safety even if large quantities of water are spilled on the hob.

SPACE SAVING

The motor's compact design means that the Galileo is the only product in its class that leaves enough free space inside the cabinet for a utensil drawer.

EFFECTIVE

With its clever fluid-dynamic design, the Galileo features a high collection capacity of up to 6.6 metres per second.

Even the most persistent cooking vapours and smells are eliminated in just a few minutes.

UNLEASH YOUR CREATIVITY.

The cooking zones can be activated together with the same level of power, ideal for cooking food in large pots.

EASY TO USE

The hob surface is smooth and seamless allowing cleaning in one easy step.





AUTOMATIC FUNCTION

The hood will turn on at the most suitable speed automatically, adapting the extraction capacity to the maximum cooking level. To deactivate this function simply press the key A, later it can be started up again by pressing the same control and the LED "A" will light up.

INSTALLATION REQUIREMENTS

Max Load



125W

The product is also equipped for installation in 60 cm deep worktops.



Rear ducting version installation



Lateral ducting version installation

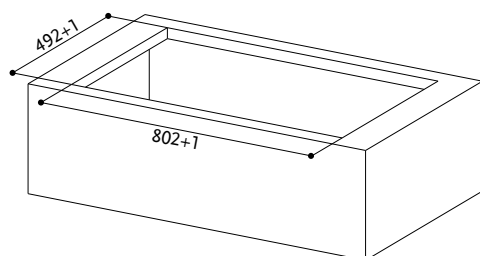


Front recirculating version installation
h 100mm plinth

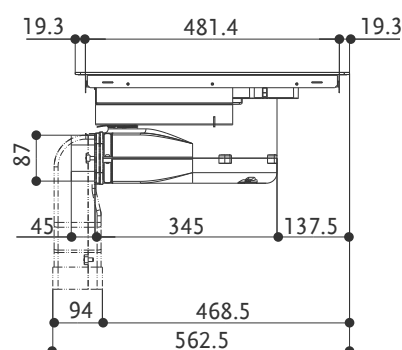
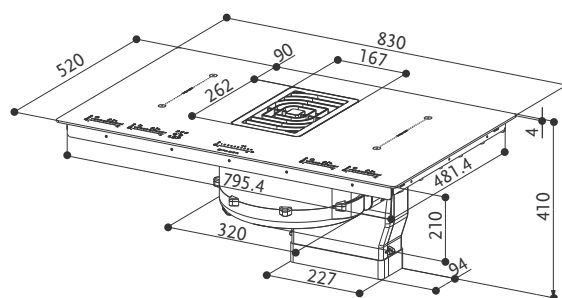
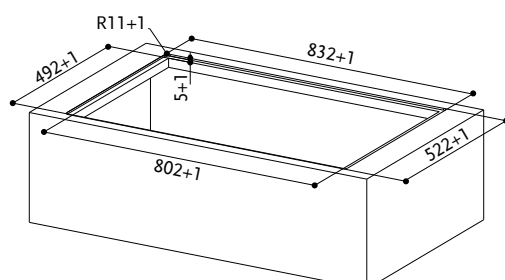


Front recirculating version installation
h 80mm plinth

NOT FLUSH FIT INSTALLATION



FLUSH FIT INSTALLATION



GALILEO

GALILEO NG BK cod. 340.0594.624

This innovative Venting
Hob is ultra-slim, easy to
fit and stunning visually.



FEATURES HOOD	PERFORMANCE HOOD	ACCESSORIES
Finish • Black glass / Cast Iron Grid	Speed MAX INT BOOST	Cod. 112.0548.447
Controls Touch slider	Air capacity IEC point 470 590 700	Charcoal filter Long Lasting H60
Grease filter Cassettes dishwasher safe	Pressure 350 590 800	Cod. 112.0548.448
Ø of air outlet 220x90 mm	Input 65 110 145	Charcoal filter Long Lasting H100
Energy class A+++	Noise level 66 73 76	Cod. 112.0540.730
		Galileo Complete Recirculating Kit 60H
		Cod. 112.0540.781
		Galileo Complete Recirculating Kit 100H



FEATURES INDUCTION HOB	FUNCTIONS INDUCTION HOB
Finish • Black glass	Bridge zones 2
Product dimensions LxW (mm) 830x520	Power setting (stages) 9
Recess dimensions LxW (mm) 802x492	Timer min-max 1-59 min.
Induction zone 4	Booster (P) Yes
Controls Touch slider	Auto switch off Yes
Power (W) 7400	Over temperature protection Yes
Voltage (V) 220-240	Over current or voltage abnormality protection Yes
Frequency (HZ) 50/60	Container detection system Yes
	Automatic shutdown protection Yes
	Power On indicator Yes
	Childlock Yes



AUTOMATIC FUNCTION

The hood will turn on at the most suitable speed automatically, adapting the extraction capacity to the maximum cooking level. To deactivate this function simply press the key A, later it can be started up again by pressing the same control and the LED "A" will light up.



The product is also equipped for installation in 60 cm deep worktops.

INSTALLATION REQUIREMENTS

Max Load



125W



Rear ducting version installation



Lateral ducting version installation

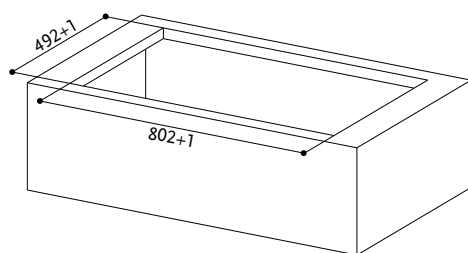


Front recirculating version installation
h 100mm plinth



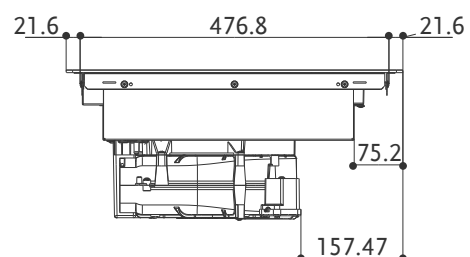
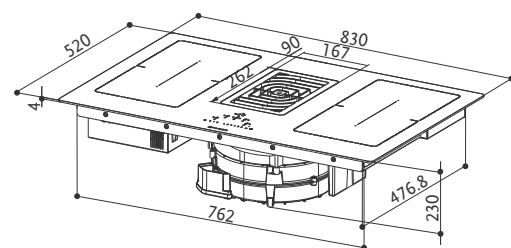
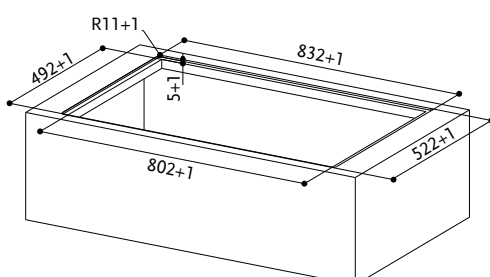
Front recirculating version installation
h 80mm plinth

NOT FLUSH FIT INSTALLATION



R11+1.

FLUSH FIT INSTALLATION



GALILEO SMART

Fabers latest addition to the Venting Hob range. Perfect for those looking for a venting hob at a competitive price.

GALILEO SMART BK cod. 340.0577.694



FEATURES HOOD	PERFORMANCE HOOD	ACCESSORIES
Finish • Black glass / Cast Iron Grid	Speed 1 2 3 8 INT BOOST	Cod. 112.0548.447 Charcoal filter Long Lasting H60
Controls Touch control	Air capacity IEC point 245 285 350 505 550 700	Cod. 112.0548.448 Charcoal filter Long Lasting H100
Grease filter Cassettes dishwasher safe	Pressure 290 370 525 550 555 560	Cod. 112.0540.730 Galileo Complete Recirculating Kit 60H
Ø of air outlet 220x90 mm	Input 35 45 65 130 140 220	Cod. 112.0540.781 Galileo Complete Recirculating Kit 100H
Energy class A++	Noise level 51 55 57 65 66 72	



FEATURES INDUCTION HOB	FUNCTIONS INDUCTION HOB
Finish • Black glass	Bridge Zones 1
Product dimensions LxW (mm) 830x520	Power setting (stages) 9
Recess dimensions LxW (mm) 802x492	Timer min-max 1-59 min.
Induction zone 4 2100-3700 W single 4200-7400 W bridged	Booster (P) Yes
Controls Touch slider	Auto switch off Yes
Power (W) 7400	Over temperature protection Yes
Voltage (V) 220-240	Over current or voltage abnormality protection Yes
Frequency (HZ) 50/60	Container detection system Yes
	Automatic shutdown protection Yes
	Power On indicator Yes
	Childlock Yes
	Power Management Yes

WALL HOODS

Using only the finest materials, our wall hoods have been designed to be an attractive addition to your kitchen. They conceal a powerful motor and refined extraction systems to guarantee clean air.

**Retro design featuring
stunning metallic
finishes for an
industrial look.**

Old brass- OB



Old copper - OC



Cast Iron - CI



Dark Grey Matt - DG MATT

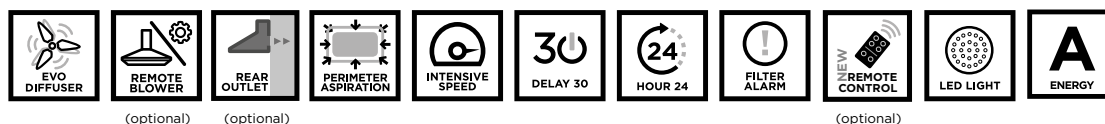
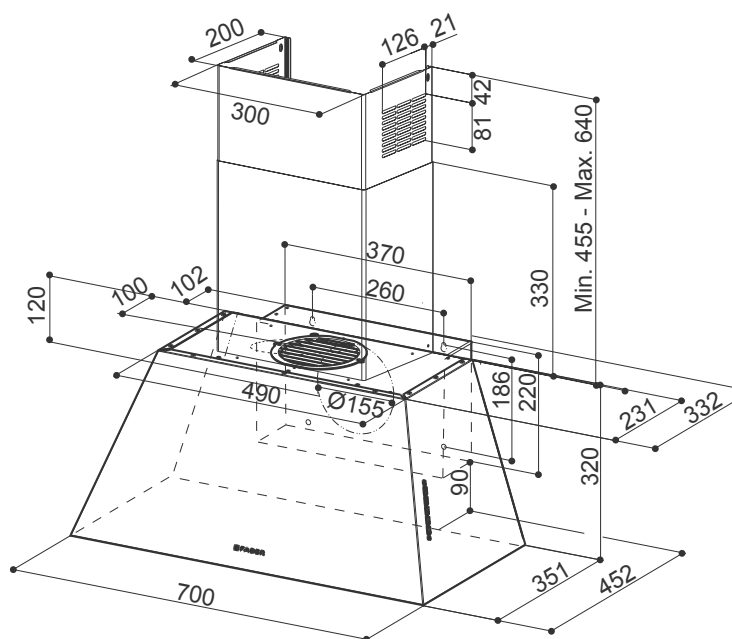


Old Metal - OM



CHLOE

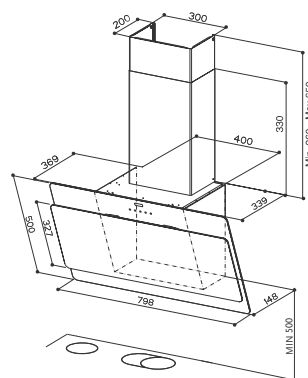




A timeless
glass wall hood
with powerful
extraction .



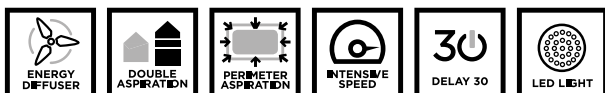
Black



COCKTAIL





COCKTAIL EV8 BK A80 COD. 330.0572.379


COCKTAIL EV8 WH A80 COD. 330.0572.380



White



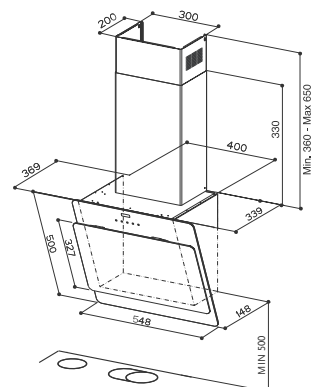
FEATURES	PERFORMANCES	ACCESSORIES
Finish <ul style="list-style-type: none"> • White glass • Black glass 	Speed 1 2 3 INT Air capacity IEC point 285 415 500 535 Pressure 190 265 280 290 Input 90 105 125 140 Noise level 56 62 66 68	Cod. 112.0158.127 FHP8 Charcoal filter High Performance Cod. 112.0252.442 Recirculating Air Outlet Cover Cod. 112.0185.278 FLL8 Charcoal filter Long Lasting Cod. 133.0301.599 Vented Upper Chimney Kit WH Cod. 133.0046.956 Internal Chimney T-Shaped Connector Cod. 133.0272.534 Vented Upper Chimney Kit BK Cod. 112.0252.439 Recirculating Air Outlet Cover WH
Controls Touch control	INSTALLATION REQUIREMENTS	
Lighting 2 LED lights	Max Load  252W	Max Width of Hob  100cm
Grease filter Cassettes dishwasher safe	Min Height  45cm above a Gas Hob	 45cm above an Electric Hob
Ø of air outlet 150 / 120 mm		
Width 800 mm		
Energy class C		



Black

White

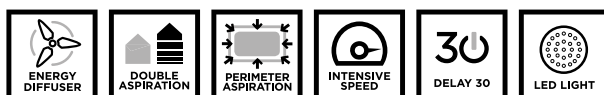
The petite version
of a classic Faber
hood, designed for
the smaller kitchen.



COCKTAIL XS

COCKTAIL XS EV8 BK A55 cod. 330.0572.381

COCKTAIL XS EV8 WH A55 cod. 330.0572.382



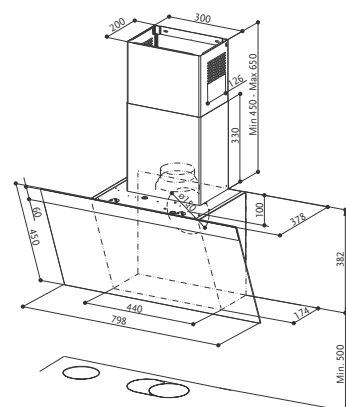
FEATURES	PERFORMANCES	ACCESSORIES
Finish • White glass • Black glass	Speed 1 2 3 INT Air capacity IEC point 285 415 500 535 Pressure 190 265 280 290 Input 90 105 125 140 Noise level 56 62 66 68	Cod. 112.0158.127 FHP8 Charcoal filter High Performance Cod. 112.0185.278 FLL8 Charcoal filter Long Lasting Cod. 133.0046.956 Internal Chimney T-Shaped Connector Cod. 112.0252.439 Recirculating Air Outlet Cover WH
Controls Touch control	INSTALLATION REQUIREMENTS Max Load 142W Max Width of Hob 70cm Min Height 45cm above a Gas Hob 45cm above an Electric Hob	Cod. 112.0252.442 Recirculating Air Outlet Cover BK Cod. 133.0301.599 Vented Upper Chimney Kit WH Cod. 133.0272.534 Vented Upper Chimney Kit BK
Lighting 2 LED lights		
Grease filter Cassettes dishwasher safe		
Ø of air outlet 150 / 120 mm		
Width 550 mm		
Energy class C		

Top or rear
ducting makes
this stylish
hood incredibly
versatile



White glass

Black glass



DAISY B

DAISY B EG6 BK A55 cod. 330.0529.064
DAISY B EG6 BK A80 cod. 330.0529.063

DAISY B EG6 WH A55 cod. 330.0529.065
DAISY B EG6 WH A80 cod. 330.0529.061



(optional)

FEATURES	PERFORMANCES	ACCESSORIES
Finish • Black glass • White glass	Speed 1 2 3 INT Air capacity IEC point 290 430 510 550 Pressure 215 280 300 320 Input 90 105 125 140 Noise level 56 63 68 70	Cod. 112.0327.007 ENERGY Remote blower kit Cod. 112.0327.632 Recirculating Air Outlet Cover X Cod. 112.0158.127 FHP8 Charcoal filter High Performance Cod. 112.0185.278 FLL8 Charcoal filter Long Lasting
Controls Touch control	INSTALLATION REQUIREMENTS Max Load 142W Min Height 45cm above a Gas Hob 45cm above an Electric Hob	
Lighting 2 LED lights	Min Width of Hob 80/100cm	
Grease filter Cassettes dishwasher safe		
Ø of air outlet 150 / 120 mm		
Width 550 / 800 mm		
Energy class C		

*This model can be ducted from the top or rear.

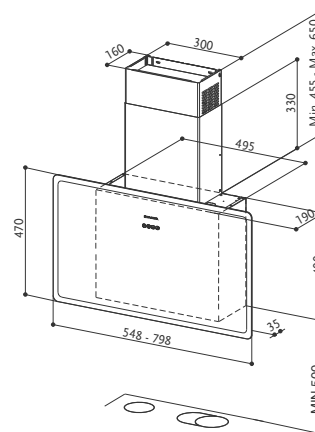


A VERTICAL HOOD WITH THE LATEST NAUTILUS TECHNOLOGY.

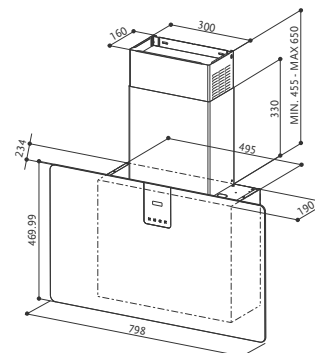
Glamorous by name and nature, the Glam-Fit hood is characterised by a minimal, contemporary style that radiates elegance in every detail.

Its clean, essential lines, complemented by a glass surface and an elegant clear surround, add refinement to any kitchen and conceal Faber's exclusive Nautilus technology.

The first ever completely flat, vertical glass hood, Glam-Fit also features an ultra-thin body of only 15 cm. Impressive performance and economic consumption place it in energy efficiency class A. The Glam-Fit comes in two beautiful textures including a sleek black/white glass and the brand new FENIX. FENIX is an innovative, high-tech material with a matt surface available in three colour options including black, grey and white.



Glam Fit Soft Models



To be installed at a minimum distance from the hob of **50 cm**.

GLAM-FIT

GLAM FIT 55 BK cod. 330.0572.392

GLAM FIT 80 BK cod. 330.0572.391

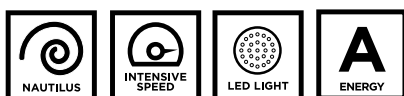
GLAM FIT SOFT 80 WH cod. 330.0622.069

GLAM FIT SOFT 80 BK cod. 330.0622.070

GLAM FIT 55 WH cod. 330.0572.393

GLAM FIT 80 WH cod. 330.0572.394


GLAM FIT SOFT 80 GR cod. 330.0622.081



FEATURES	PERFORMANCE	ACCESSORIES
Finish <ul style="list-style-type: none"> • Black glass • White glass • Fenix Grey • Fenix White • Fenix Black 	Speed 1 2 3 INT Air capacity IEC point 190 250 400 570 Pressure 300 450 540 650 Input 100 115 120 125 Noise level 52 58 67 73	Cod. 112.0540.783 F22 Charcoal filter
Controls Touch control		
Lighting 2 LED lights		
Grease filter Cassettes dishwasher safe		
Ø of air outlet 150 / 120 mm		
Width 550 / 800 mm		
Energy class A		
INSTALLATION REQUIREMENTS		
Max Load 120W	Max Width of Hob 55/80cm	
Min Height 50cm above a Gas Hob	50cm above an Electric Hob	

800 mm

**This truly
vertical wall
hood gives
you more
space above
the hob.**



Glam-Fit Black glass



550 mm

Glam-Fit White glass



800 mm

Glam-Fit Fenix Black



800 mm

Glam-Fit Fenix White

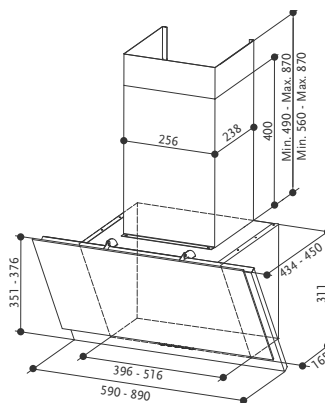


800 mm

Glam-Fit Fenix Grey



800 mm







GRÈXIA

GRÈXIA GRES DG/BK A60 cod. 330.0543.464
GRÈXIA GRES DG/BK A90 cod. 330.0543.465

GRÈXIA GRES LG/X A60 cod. 330.0543.467
GRÈXIA GRES LG/X A90 cod. 330.0543.468




(optional)


FEATURES	PERFORMANCE	ACCESSORIES
Finish • Dark grey stoneware / Black • Light grey stoneware /Stainless steel	Speed 1 2 3 INT Air capacity IEC point 300 480 620 690 Pressure 340 430 470 480 Input 145 180 230 250 Noise level 53 64 69 72	Cod. 112.0158.127 FHP8 Charcoal filter High Performance Cod. 112.0185.278 FLL8 Charcoal filter Long Lasting Cod. 112.0540.043 Remote control
Controls Squarcle touch	INSTALLATION REQUIREMENTS	
Lighting 2 LED lights	Max Load  252W	Min Width of Hob  60/90cm
Grease filter Cassettes dishwasher safe	Min Height  65cm above a Gas Hob	 45cm above an Electric Hob
Ø of air outlet 150 / 120 mm		
Width 600 / 900 mm		
Energy class C		

GREXIA

**Beautiful porcelain
ceramic finish gives
a classic stone
effect.**



600 mm



900 mm



Limited Edition

Concrete



White



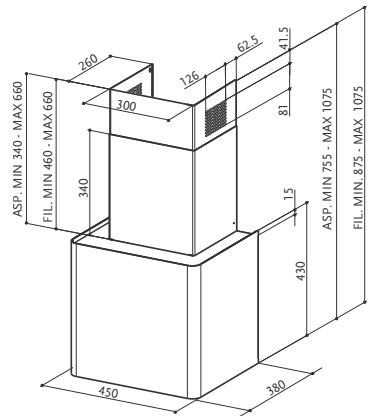
Black



Matt White



A timeless cubic wall hood.



LITHOS

LITHOS EG6 LED BK A45 cod. 335.0572.106

LITHOS EG6 LED WH MATT A45 cod. 335.0572.107

LITHOS EG6 LED WH A45 cod. 335.0572.108

LITHOS CONCRETE cod. 335.0572.105



FEATURES	PERFORMANCE	ACCESSORIES
Finish <ul style="list-style-type: none">• Black matt• White matt• White• Concrete	Speed 1 2 3 INT	Cod. 112.0158.127
Controls Electronic	Air capacity IEC point 285 440 535 585	FHP8 Charcoal filter High Performance
Lighting 2 LED lights	Pressure 200 280 300 320	Cod. 112.0185.278
Grease filter Cassettes dishwasher safe	Input 90 105 125 140	FLL8 Charcoal filter Long Lasting
Ø of air outlet 150 / 120 mm	Noise level 54 62 67 69	
Width 450 mm	INSTALLATION REQUIREMENTS	
Energy class C	Max Load 142W	Max Width of Hob 70cm
	Min Height 65cm above a Gas Hob	65cm above an Electric Hob



Faber's timeless
T-Shaped chimney
hood, simple and
effective.

STILO/SP

STILO/SP EV8 X A60 cod. 110.0255.541

STILO/SP EV8 X A90 cod. 110.0255.542

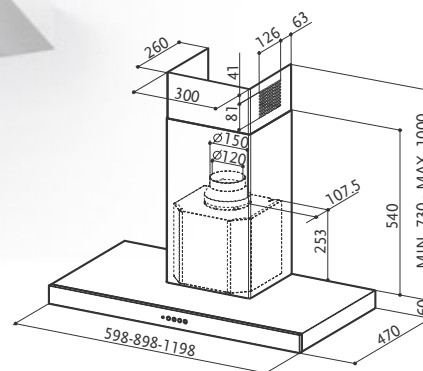
STILO/SP EV8 X A120 cod. 110.0255.543



KIT (optional)



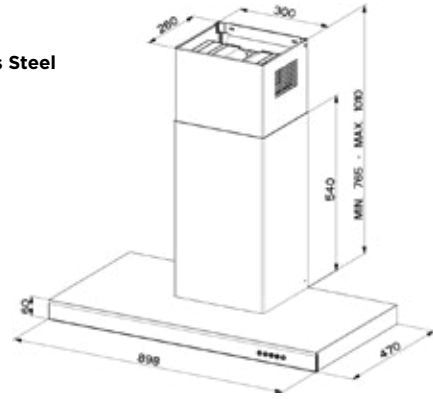
(optional)



FEATURES	PERFORMANCES	ACCESSORIES
Finish	Speed	Cod. 112.0157.243
• Stainless steel	1 2 3 INT	F9 Charcoal filter
Controls	Air capacity	Cod. 112.0157.252
Electronic	IEC point	Upper chimney kit X
Lighting	Pressure	Cod. 112.0327.007
2 LED lights (600-900 mm)	Input	ENERGY Remote blower kit
3 LED lights (1200 mm)	Noise level	Cod. 112.0185.276
Grease filter	INSTALLATION REQUIREMENTS	
Cassettes dishwasher safe	Max Load	FLL9 Charcoal filter Long Lasting
Ø of air outlet	Max Width of Hob	
150 / 120 mm	253W	60/90/120cm
Width	Min Height	
600 / 900 / 1200 mm	65cm above a Gas Hob	65cm above an Electric Hob
Energy class		
B		

A truly attractive
T shape that
is ultra quiet
and eco
friendly.

Stainless Steel



SIL & STILL TECHNOLOGY






The Onyx-T uses Faber SIL & STILL noise reducing technology to significantly reduce the noise output during use.

ECO FUNCTION

The ECO function silently refreshes the air using minimal energy.



(optional)

FEATURES	PERFORMANCES	ACCESSORIES
Finish • Stainless steel / Black glass	Speed 1 2 3 INT BOOST	Cod. 112.0157.243 Charcoal filter
Controls Squarcle touch	Air capacity IEC point 240 300 380 550 750	Cod. 112.0540.043 Remote control
Lighting LED light	Pressure 360 400 450 460 500	Cod. 112.0185.276 FLL9 Charcoal filter Long Lasting
Grease filter Stainless steel cassettes dishwasher safe	Input 55 60 70 100 170	
Ø of air outlet 150 mm	Noise level 45 50 52 63 68	
Width 900 mm	INSTALLATION REQUIREMENTS	
Energy class A++	Max Load  109W	Max Width of Hob  90cm
	Min Height  65cm above a gas hob  50cm above an induction hob	Max Height  150cm above Hob

ONYX-T




NEW NAUTILUS TECHNOLOGY.

Perfect, silent nature.



**NAUTILUS
TECHNOLOGY**



MORE POWER WITH LESS NOISE.

The NEW NAUTILUS blower is the latest evolution in FABER technology for ultra-thin vertical hoods. NEW NAUTILUS boosts extraction power by 30 m³/h, and reduces noise too. That means greater efficiency, with the same economic consumption as before.

MAXIMUM COMFORT AND ENERGY CLASS A.

NEW NAUTILUS occupies only 15 cm of space but guarantees maximum hood efficiency for amazing comfort in the kitchen. Silently!

NATURE IMPROVED BY TECHNOLOGY.

The basic design of NEW NAUTILUS is still inspired by the cross section of the nautilus shell, but now FABER has optimised the rotor thanks to advanced research into fluid dynamics and improved comfort and performance through other innovations.

TALÌKA





reddot award 2017
winner

Dark grey matt - DG MATT



Old copper - OC



Cross Titanium - CT



Dark Grey Concrete - DGC



Stainless steel - X

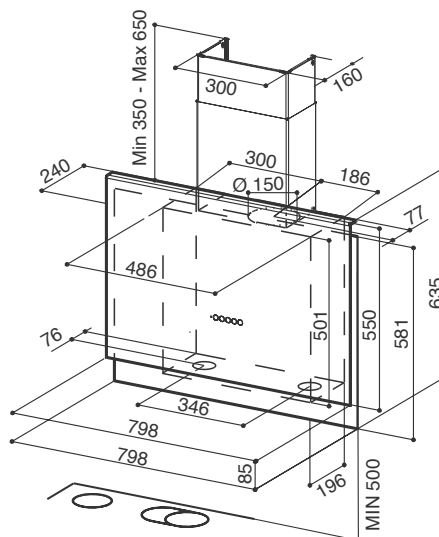


Chimney Finish - RAL 0008500

IMPROVING ON PERFECTION.

Faber's famous vertical hood is re-inventing its role as "window over the hob" by adopting the latest Nautilus technology. The new Nautilus motor not only improves performance but makes Talika an even more desirable addition to your kitchen by reducing noise yet again. Unprecedented comfort from a lightweight, ultra-thin hood now available in new finishes.

Award winning hood featuring the very latest in motor technology and designer finishes.



TALİKA

TALİKA OC A80 cod. 330.0540.784

TALİKA CT A80 cod. 330.0540.785








TALİKA DG MATT A80 cod. 330.0543.972

TALİKA X A80 cod. 330.0543.971

TALİKA DGC A80 cod. 330.0540.786



(optional)

FEATURES	PERFORMANCE				ACCESSORIES	
Finish <ul style="list-style-type: none">• Old copper• Cross titanium• Dark grey concrete• Stainless steel• Dark grey matt	Speed	1	2	3	INT	Cod. 112.0540.783
	Air capacity IEC point	200 300 410 560				F22 Charcoal filter
	Pressure	360 470 560 650				Cod. 112.0540.043
Controls	Input	100 110 120 135				Remote control
Squarcle touch	Noise level	51 59 66 72				
Lighting	INSTALLATION REQUIREMENTS					
LED lights	Max Load	Max Width of Hob				
Grease filter						
Cassettes dishwasher safe	137W	80cm				
Ø of air outlet						
150 / 120 mm	Min Height					
Width						
800 mm	65cm above a Gas Hob	45cm above an Electric Hob				
Energy class						
A						

Cream



White matt



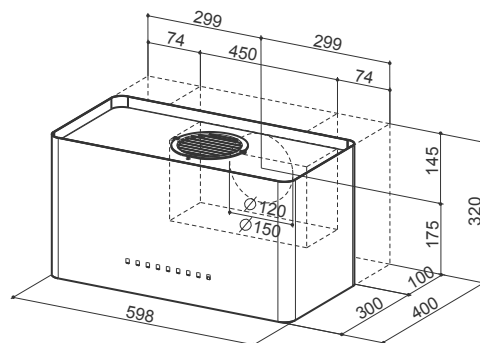
Cameo pink



Black matt



Thalia with Chimney
(supplied seperately)

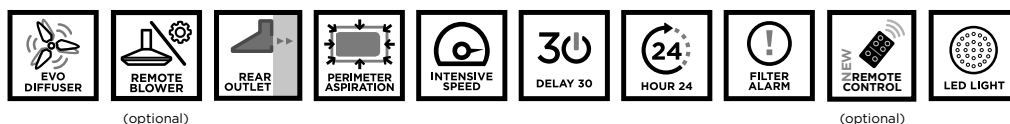


Rear ducting and fresh
matt colour options
make this a popular
choice.

THALIA

THALIA WH MATT F60 cod. 110.0324.923
THALIA PINK F60 cod. 110.0324.925

THALIA CREAM F60 cod. 110.0324.926
THALIA BK MATT F60 cod. 110.0437.124



FEATURES	PERFORMANCES	ACCESSORIES	
Finish · White matt · Cameo pink · Cream · Black matt	Speed 1 2 3 INT Air capacity IEC point 280 420 560 650 Pressure 420 500 550 580 Input 190 230 255 270 Noise level 49 59 66 69	Cod. 112.0540.043 Remote control Cod. 112.0327.007 ENERGY Remote blower kit Cod. 112.0327.633 Chimney kit Wh matt Cod. 112.0329.961 Chimney kit Pink Cod. 112.0329.962 Chimney kit Cream Cod. 112.0437.743 Chimney kit Bk matt	Cod. 112.0158.127 FHP8 Charcoal filter High Performance Cod. 112.0185.278 FLL8 Charcoal filter Long Lasting
Controls EVO feel touch	INSTALLATION REQUIREMENTS Max Load 281W Max Width of Hob 80cm Min Height 65cm above a Gas Hob 65cm above an Electric Hob		
Lighting Perimetral LED light			
Grease filter Cassettes dishwasher safe			
Ø of air outlet 150 / 120			
Width 600 mm			
Energy class B			

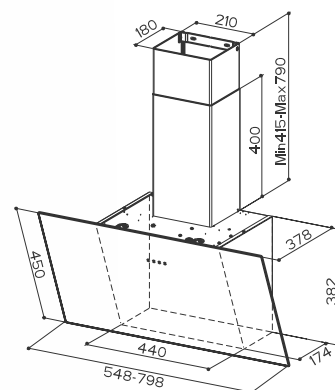
TWEET



A sleek, powerful
and great value
hood.

Black glass

White glass



TWEET

TWEET EG8 LED BK A80 cod. 330.0572.389
TWEET EG8 LED WH A80 cod. 330.0572.390

TWEET EG8 LED BK A55 cod. 330.0572.387
TWEET EG8 LED WH A55 cod. 330.0572.388



(optional)

FEATURES	PERFORMANCES	ACCESSORIES
Finish • Black glass • White glass	Speed 1 2 3 INT	Cod. 112.0158.127 FHP8 Charcoal filter High Performance
Controls Touch control	Air capacity IEC point 310 480 620 700	Cod. 112.0185.278 FLL8 Charcoal filter Long Lasting
Lighting 2 LED lights	Pressure 380 465 490 510	Cod. 112.0327.007 ENERGY Remote blower kit
Greas filter Cassettes dishwasher safe	Input 135 170 215 250	
Ø of air outlet 150 / 120 mm	Noise level 52 61 67 70	
Width 800 mm / 550 mm	INSTALLATION REQUIREMENTS	
Energy class C	Max Load 252W	Max Width of Hob 55/80cm
	Min Height 45cm above a Gas Hob	45cm above an Electric Hob

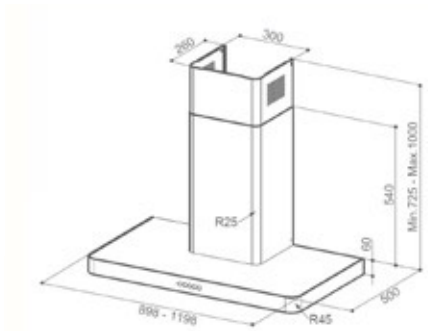
Faber's timeless
T-Shaped chimney
hood, simple and
effective.



Stainless steel



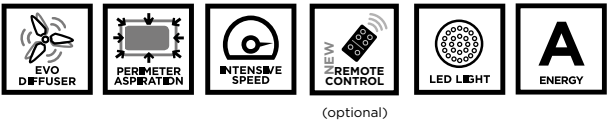
White matt



T-LIGHT

T-LIGHT EV8P X A90 cod. 110.0456.267
T-LIGHT EV8P X A120 cod. 110.0456.268

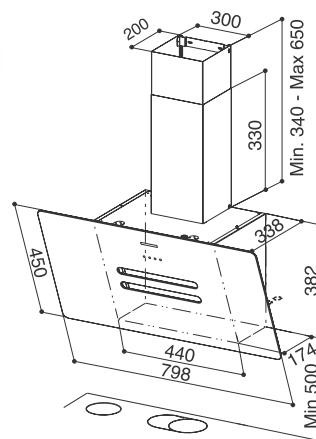
T-LIGHT EV8P WH MATT A90 cod. 110.0456.269
T-LIGHT EV8P WH MATT A120 cod. 110.0456.270



FEATURES	PERFORMANCES	ACCESSORIES
Finish • Stainless steel • White matt	Speed 1 2 3 INT	Cod. 112.0157.243 F9 Charcoal filter
Controls Squarcle Touch	Air capacity IEC point 260 380 525 635	Cod. 112.0540.043 Remote Control
Lighting Perimeter LED Lighting	Pressure 390 500 510 530	Cod. 112.0185.276 FLL9 Charcoal filter Long Lasting
Grease filter Cassettes dishwasher safe	Input 170 215 245 275	
Ø of air outlet 150 / 120 mm	Noise level 56 65 70 72	
Width 900 / 1200 mm	INSTALLATION REQUIREMENTS	
Energy class A	Max Load 290W	Max Width of Hob 90/120cm
	Min Height 65cm above a Gas Hob	50cm above an Electric Hob







**A classic glass
wall hood in
black or white.**

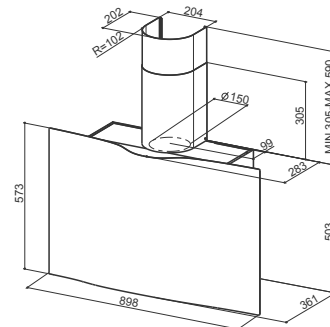


VANITY EG6 BK A80 cod. 110.0371.518
VANITY EG6 WH A80 cod. 110.0371.519



(optional)

FEATURES	PERFORMANCES					ACCESSORIES	
Finish • Black glass • White glass	Speed	1	2	3	INT	Cod. 112.0327.007	Cod. 112.0185.278
Controls Touch control	Air capacity IEC point	290	430	510	550	ENERGY Remote blower kit	FLL8 Charcoal filter Long Lasting
Lighting 2 LED lights	Pressure	215	280	300	320	Cod. 112.0252.439	Cod. 133.0301.599
Grease filter Cassettes dishwasher safe	Input	90	105	125	140	Recirculating Air Outlet Cover WH	Vented Upper Chimney Kit WH
Ø of air outlet 150 / 120 mm	Noise level	56	63	68	70	Cod. 112.0252.442	Cod. 133.0272.534
Width 800 mm	INSTALLATION REQUIREMENTS					Recirculating Air Outlet Cover BK	Vented Upper Chimney Kit BK
Energy class C	Max Load	Max Width of Hob				Cod. 112.0158.127	Cod. 133.0046.956
	 142W					FHP8 Charcoal filter High Performance	Internal Chimney T-Shaped Connector
	Min Height						
	 45cm above a Gas Hob	 45cm above an Electric Hob					



This uniquely shaped hood is designed to flow like a fabric veil; a truly eye-catching hood.

VEIL

VEIL WH MATT A90 cod. 335.0572.109

VEIL WH A90 cod. 110.0324.953





VEIL BK A90 cod. 335.0572.110

VEIL CONCRETE cod. 110.0393.869

VEIL TIBETAN SILVER cod. 110.0393.872



(optional)

FEATURES	PERFORMANCES					ACCESSORIES
Finish	Speed	1	2	3	INT	Cod. 112.0327.007
• White matt • White • Black matt • Concrete • Tibetan silver	Air capacity IEC point	300	410	570	700	ENERGY Remote blower kit
Controls	Pressure	420	490	530	550	Cod. 112.0158.127
Electronic	Input	190	230	255	270	FHP8 Charcoal filter High Performance
Lighting	Noise level	50	58	65	69	Cod. 112.0185.278
2 LED lights	INSTALLATION REQUIREMENTS					FLL8 Charcoal filter Long Lasting
Grease filter	Max Load	Max Width of Hob				
Cassettes dishwasher safe	 272W	 90cm				
Ø of air outlet	Min Height					
150 / 120 mm	 65cm above a Gas Hob					 65cm above an Electric Hob
Width						
900 mm						
Energy class						
A+						

White matt - Chimney Finish: Stainless steel



White - Chimney Finish: Stainless steel



Black matt - Chimney Finish: Stainless steel



Limited Edition

Concrete - Chimney Finish: White matt



Limited Edition

Tibetan silver - Chimney Finish: White matt



T-NIGHT



**MAXIMUM ENERGY
EFFICIENCY AND
SAFETY WITH
MINIMUM NOISE.**



LED LIGHT.

The innovative light provides even illumination and low energy consumption.



**SIX MINUTES OF
SUPER SUCTION.**

Timed suction. This function activates maximum suction power for six minutes to meet special cooking requirements.



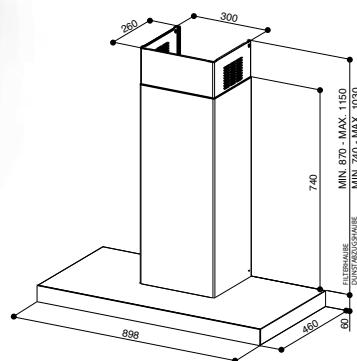
**ELIMINATION
OF RESIDUAL
SMELLS.**

The automatic delayed motor shut-down allows the complete elimination of any residual smells.



Black Steel / Black Glass

A traditional style
extractor with a
contemporary twist.



T-NIGHT

T-NIGHT A90 cod. 325.0584.868



(optional)

FEATURES	PERFORMANCES	ACCESSORIES
Finish • Stainless steel	Speed 1 2 3 INT	Cod. 112.0157.243 F9 263x237 Charcoal Filter
Controls Touch control	Air capacity IEC point 260 330 415 720	Cod. 112.0540.043 Remote control
Lighting LED lights	Pressure 380 430 470 530	Cod. 112.0185.276 FLL9 Charcoal filter Long Lasting
Grease filter Cassettes dishwasher safe	Input 165 190 225 270	
Ø of air outlet 150 / 120 mm	Noise level 53 57 61 72	
Width 800 mm	INSTALLATION REQUIREMENTS	
Energy class A+	Max Load 225W	Max Width of Hob 90cm
	Min Height 65cm above a gas hob	65cm above an induction hob

INTEGRATED HOODS

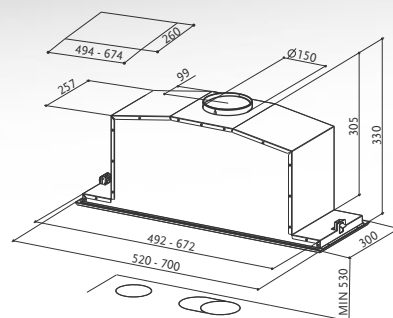
Discreet, rational, silent.
Built-in hoods reduce the aesthetic
impact of the hood in the kitchen
and integrate perfectly with the
cupboards. An essential tool that's
invisible to the eye.

Our most popular built-in
cooker hood with a super slim
depth.

INCA LUX 2.0

INCA LUX 2.0 EV8 X A52 cod. 110.0327.652

INCA LUX 2.0 EV8 X A70 cod. 110.0327.653



(optional)

(optional)

FEATURES	PERFORMANCE	520 mm	ACCESSORIES
Finish	Speed	1 2 3 INT	Cod. 112.0540.043
• Stainless steel	Air capacity IEC point	300 460 590 660	Remote control
Controls	Pressure	350 440 480 510	Cod. 112.0327.007
Electronic LED	Input	145 180 230 250	ENERGY Remote blower kit
Lighting	Noise level	54 65 69 71	Cod. 112.0158.127
2 LED lights			FHP8 Charcoal filter High Performance
Grease filter	PERFORMANCE	700 mm	Cod. 112.0185.278
Cassettes dishwasher safe	Speed	1 2 3 INT	FLL8 Charcoal filter Long Lasting
Ø of air outlet	Air capacity IEC point	315 480 630 710	
150 / 120 mm	Pressure	340 450 480 510	
Width	Input	145 180 230 250	
520 / 700 mm	Noise level	52 62 68 70	
Energy class			
B (700 mm)			
C (520 mm)			

INSTALLATION REQUIREMENTS

Max Load

Max Width of Hob

Min Height above a:



252W



70/90cm

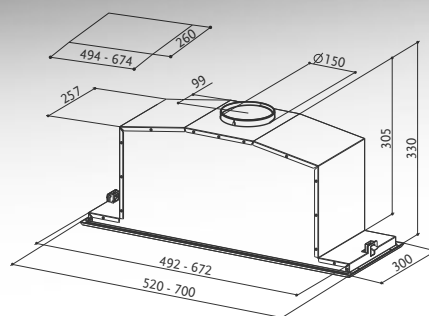


Gas Hob
53cm



Electric Hob
53cm

A sleek glass panel accentuates this stylish hood.



INCA LUX GLASS

INCA LUX EV8 X/WH A52 cod. 110.0356.481

INCA LUX EV8 X/BK A52 cod. 110.0356.519

INCA LUX EV8 X/WH A70 cod. 110.0356.541

INCA LUX EV8 X/BK A70 cod. 110.0356.558



(optional)

FEATURES	PERFORMANCE	520 mm	ACCESSORIES
Finish	Speed	1 2 3 INT	Cod. 112.0327.007
• Stainless steel / White glass • Stainless steel / Black glass	Air capacity IEC point	300 460 590 660	ENERGY Remote blower kit
Controls	Pressure	350 440 480 510	Cod. 112.0158.127
Electronic	Input	145 180 230 250	FHP8 Charcoal filter High Performance
Lighting	Noise level	54 65 69 71	Cod. 112.0185.278
2 LED lights			FLL8 Charcoal filter Long Lasting
Grease filter	PERFORMANCE	700 mm	
Cassettes dishwasher safe	Speed	1 2 3 INT	
Ø of air outlet	Air capacity IEC point	315 480 630 710	
150 / 120 mm	Pressure	340 450 480 510	
Width	Input	145 180 230 250	
520 / 700 mm	Noise level	52 62 68 70	
Energy class			
B (700 mm) C (520 mm)			

INSTALLATION REQUIREMENTS

Max Load

Max Width of Hob

Min Height above a:



252W



70/90cm



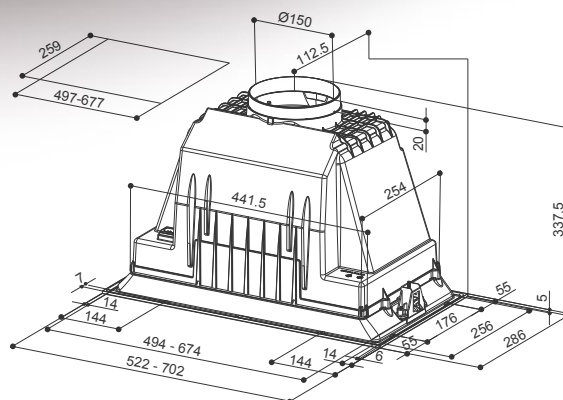
Gas Hob
65cm



Electric Hob
65cm

*Not available for use with remote control.

The return of an
old favourite.



To be installed at a minimum
distance from the hob of **65 cm**.

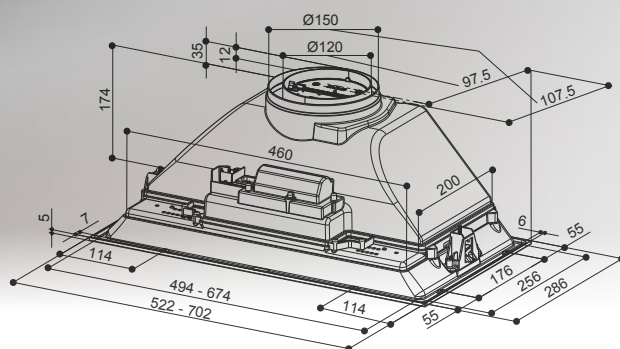
INCA PLUS HCS

INCA PLUS LED X A52 cod. 305.0613.289

INCA PLUS LED X A70 cod. 305.0613.290



FEATURES	PERFORMANCE	ACCESSORIES
Finish • Stainless steel	Speed 1 2 3	Cod. 112.0158.127
Controls Electromechanical	Air capacity IEC point 260 400 580	FHP8 High Performance Charcoal Filter
Lighting 2 LED lights	Pressure 220 280 320	
Grease filter Cassettes dishwasher safe	Input 95 110 125	
Ø of air outlet 150 / 120 mm	Noise level 56 61 70	
Width 520 / 700 mm	INSTALLATION REQUIREMENTS	
Energy class B	Max Load 125W	Max Width of Hob 60/70cm
	Min Height 65cm above a Gas Hob	65cm above an Electric Hob



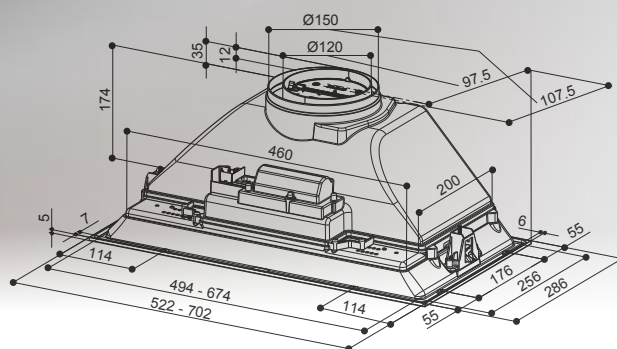
To be installed at a minimum distance from the hob of **65 cm**.

INCA SMART C

INCA SMART C LG A52 cod. 305.0613.301
INCA SMART C LG A70 cod. 305.0613.302



FEATURES	PERFORMANCE	ACCESSORIES
Finish • Light grey • Stainless steel	Speed 1 2 3	Cod. 112.0556.527 F23 Charcoal filter
Controls Electromechanical	Air capacity IEC point 160 220 335	Cod. 112.0556.528 FLL23 Charcoal filter long lasting
Lighting 2 LED lights	Pressure 230 260 280	
Grease filter Cassettes dishwasher safe	Input 80 95 115	
Ø of air outlet 150 / 120 mm	Noise level 54 59 66	
Width 520 / 700 mm	INSTALLATION REQUIREMENTS	
Energy class B	Max Load C 115W HC 110W	Max Width of Hob 60/70cm
	Min Height 65cm above a Gas Hob	65cm above an Electric Hob







To be installed at a minimum distance from the hob of **65 cm**.

INCA SMART HC

INCA SMART HC X A52 cod. 305.0613.303

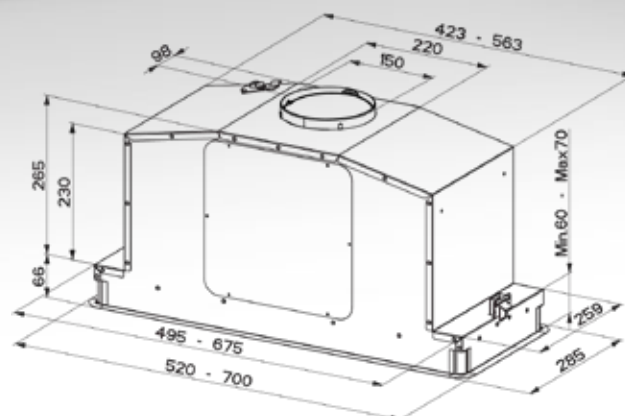
INCA SMART HC X A70 cod. 305.0613.304



FEATURES	PERFORMANCE	ACCESSORIES
Finish • Light grey • Stainless steel	Speed 1 2 3 Air capacity IEC point 180 270 390 Pressure 220 240 260 Input 80 90 110 Noise level 54 62 70	Cod. 112.0556.527 F23 Charcoal filter Cod. 112.0556.528 FLL23 Charcoal filter long lasting
Controls Electromechanical	INSTALLATION REQUIREMENTS	
Lighting 2 LED lights	Max Load  C 115W HC 110W	Max Width of Hob  60/70cm
Grease filter Cassettes dishwasher safe	Min Height  65cm above a Gas Hob	 65cm above an Electric Hob
Ø of air outlet 150 / 120 mm		
Width 520 / 700 mm		
Energy class B		



Sleek, perimeter lighting
accentuates the curved design.







IN-LIGHT

IN-LIGHT EV8+ X A52 cod. 110.0456.213
IN-LIGHT EV8+ X A70 cod. 110.0456.215

IN-LIGHT EV8+ WH MATT A52 cod. 110.0456.216
IN-LIGHT EV8+ WH MATT A70 cod. 110.0456.218



FEATURES	PERFORMANCE	ACCESSORIES
Finish • Stainless steel • White matt	Speed 1 2 3 INT Air capacity IEC point 260 380 525 635 Pressure 390 500 510 530 Input 170 215 245 275 Noise level 56 65 70 72	Cod. 112.0158.127 FHP8 Charcoal filter High Performance Cod. 112.0185.278 FLL8 Charcoal filter Long Lasting
Controls Electronic LED	INSTALLATION REQUIREMENTS	
Lighting Perimeter LED light	Max Load  281W	Max Width of Hob  70/90cm
Grease filter Cassettes dishwasher safe	Min Height  65cm above a Gas Hob	 50cm above an Electric Hob
Ø of air outlet 150 / 120 mm		
Width 520 / 700 mm		
Energy class A		

SELF - START

Automatic hood control.



Forget about the hood, just enjoy the cooking!


A SPECIAL SENSOR SWITCHES THE HOOD ON AS SOON AS AIR TEMPERATURE REACHES 35°C.

A smart sensor activates your hood automatically whenever needed. Faber loves to make cooking easier and more enjoyable!

Class A energy efficiency, super-effective perimeter extraction plus an easy-to-clean panel to keep your kitchen looking great.

A TALENT FOR DESIGN TOO.

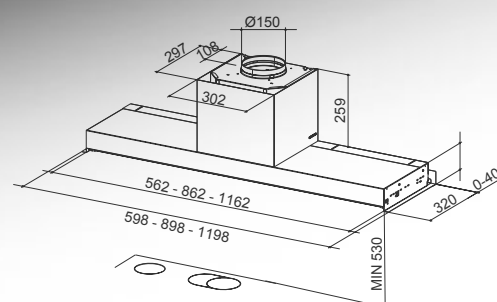
Only Faber offers you designer hood technology in a traditional canopy model.



* Please note the sensor does not work with induction hobs.

Sleek Stainless steel integrated hood with self-start technology.

SELF - START



IN-NOVA PREMIUM

IN-NOVA PREMIUM EV8+ X A60 cod. 110.0439.940
IN-NOVA PREMIUM EV8+ X A90 cod. 110.0439.951
IN-NOVA PREMIUM EV8+ X A120 cod. 110.0439.952

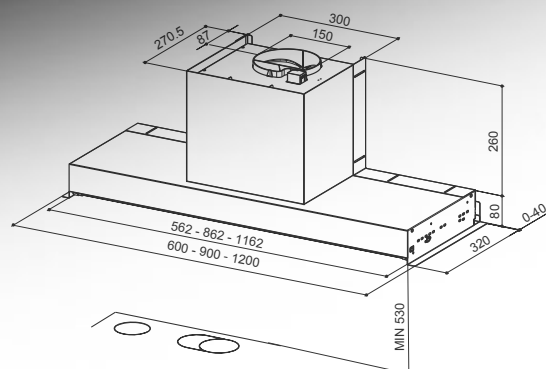


(optional)

FEATURES	PERFORMANCE	ACCESSORIES
Finish • Stainless steel	Speed 1 2 3 INT	Cod. 112.0157.243
Controls Electronic SENSOR	Air capacity IEC point 280 420 570 670	F9 Charcoal filter
Lighting 2 LED lights	Pressure 420 465 510 520	Cod. 112.0540.043
Grease filter Cassettes dishwasher safe	Input 175 220 255 270	Remote control
Ø of air outlet 150 / 120 mm	Noise level 53 62 68 70	Cod. 112.0327.007
Width 600 / 900 / 1200 mm	INSTALLATION REQUIREMENTS	ENERGY Remote blower kit
Energy class A	Max Load 272W	Cod. 112.0185.276
	Max Width of Hob 60/90/120cm	FLL9 Charcoal filter Long Lasting
	Min Height 53cm above a Gas Hob 47cm above an Electric Hob	







The glass visor protects
the cabinets from grease
vapour and steam.




IN-NOVA SMART PLUS

IN-NOVA SMART PLUS X A60 cod. 305.0557.680
IN-NOVA SMART PLUS X A90 cod. 305.0557.691
IN-NOVA SMART PLUS X A120 cod. 305.0554.567



FEATURES	PERFORMANCE	ACCESSORIES
Finish • Stainless steel	Speed 1 2 3	Cod. 112.0067.944
Controls Pull out Knob	Air capacity IEC point 220 325 390	F3 Charcoal filter
Lighting 2 LED lights	Pressure 160 190 200	Cod. 112.0544.470
Grease filter Stainless steel cassettes dishwasher safe	Input 85 110 145	FLL3 Charcoal filter Long Lasting
Ø of air outlet 150 / 120 mm	Noise level 55 64 69	
Width 600 / 900 / 1200 mm	INSTALLATION REQUIREMENTS	
Energy class D	Max Load  147W	Max Width of Hob  60/90/120cm
	Min Height  53cm above a Gas Hob	 47cm above an Electric Hob



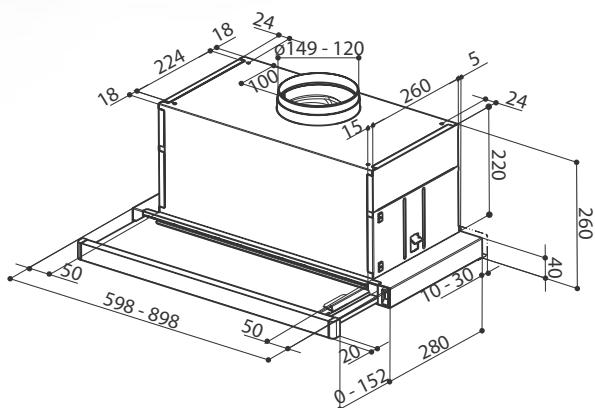
Telescopic action for an increased extraction area.





MAXIMA

MAXIMA EV8 LED AM/X A60 cod. 315.0534.352
MAXIMA EV8 LED AM/X A90 cod. 315.0534.353

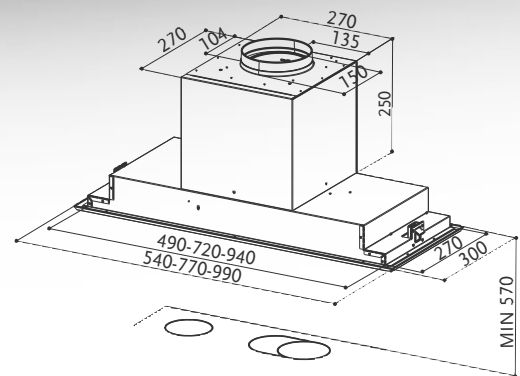


(optional)



FEATURES	PERFORMANCE	ACCESSORIES
Finish • Metal aluminium / Stainless steel handle	Speed 1 2 3	Cod. 112.0327.007 ENERGY Remote blower kit
Controls Electromechanical	Air capacity IEC point 310 490 640	Cod. 112.0158.127 FHP8 Charcoal filter High Performance
Lighting 2 LED lights	Pressure 340 450 490	Cod. 112.0185.278 FLL8 Charcoal filter Long Lasting
Grease filter Cassettes dishwasher safe	Input 145 180 250	
Ø of air outlet 150 / 120 mm	Noise level 51 61 67	
Width 600 / 900 mm	INSTALLATION REQUIREMENTS	
Energy class B	Max Load  252W	Max Width of Hob  650/90cm
	Min Height  65cm above a Gas Hob	 65cm above an Electric Hob

Versatile, slimline and powerful.



VICTORY 2.0

VICTORY 2.0 X A54 cod. 110.0357.399

VICTORY 2.0 X A77 cod. 110.0357.395

VICTORY 2.0 X A99 cod. 110.0357.341



(optional)

FEATURES	PERFORMANCES	ACCESSORIES
Finish	Speed	Cod. 112.0157.243
· Stainless steel	1 2 3 INT	F9 Charcoal filter
Controls	Air capacity IEC point	Cod. 112.0327.007
Electronic LED	230 350 485 585	ENERGY Remote blower kit
Lighting	Pressure	Cod. 112.0185.276
2 LED lights (540-770 mm) 4 LED lights (990 mm)	360 450 480 500	FLL9 Charcoal filter Long Lasting
Grease filter	Input	
Cassettes dishwasher safe	135 170 215 250	
Ø of air outlet	Noise level	
150 / 120 mm	50 61 67 70	
Width	INSTALLATION REQUIREMENTS	
540 / 770 / 990 mm	Max Load	
Energy class	Max Width of Hob	
C	254W	60/80/100cm
	Min Height	
	57cm above a Gas Hob	50cm above an Electric Hob

*Air outlet adjustable in 4 positions

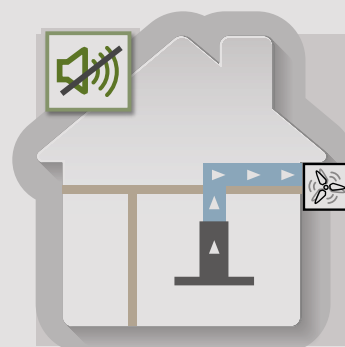
EXTERNAL MOTOR HOODS

SILENCE INDOORS MEANS KEEPING THE NOISE OUTSIDE.

If your home has an extractor hood in the kitchen, living zone or any other indoor space, motor noise can now be completely eliminated. FABER's range of dedicated motorless hoods can be connected to an external motor installed outside the house. That means total silence throughout the living space indoors. Interior designers and hi-fi enthusiasts will be delighted with their new-found freedom to create dream environments.

A SMALL MOTOR THAT'S BIG IN COMFORT.

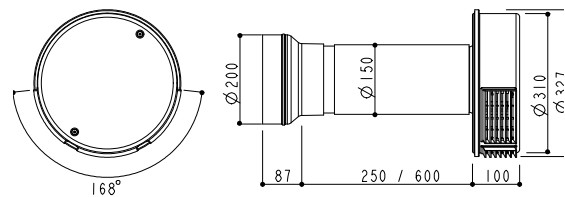
The external motor's compact dimensions and light weight (only 7 kg) make installation easy and allow the unit to be located in the ideal position outside the home. All that remains indoors is the stylish, elegant hood and, of course, all the benefits that come with it: the joy of living in perfect silence and the beauty of breathing pure air. Don't forget that external motors also solve so many problems of space and make hood installation possible in even the tightest spaces.



EXTERNAL MOTORS

MISTRAL OUTDOOR
cod. 110.0365.067

Colour CREAM
Net weight 7 kg
IP Rating: IP55



EXTERNAL MOTOR HOODS

CEILING



Heaven Glass 2.0

HEAVEN GLASS 2.0 WH 90 RB
cod. 110.0360.434

PERFORMANCE

Speed	1	2	3	INT
Air capacity IEC point	280	380	440	520
Pressure	360	480	500	530
Input	100	135	140	145
Noise level	53	61	66	68



Heaven 2.0

HEAVEN 2.0 X 90 RB
cod. 110.0360.483

PERFORMANCE

Speed	1	2	3	INT
Air capacity IEC point	280	380	440	520
Pressure	360	480	500	530
Input	100	135	140	145
Noise level	53	61	66	68

DOWNDRAFT



Fabula

FABULA BK 90 RB
cod. 110.0360.581

PERFORMANCE

Speed	1	2	3	4	INT
Air capacity IEC point	130	230	310	380	490
Pressure	120	420	480	500	540
Input	45	85	105	125	145
Noise level	45	56	61	64	71

ACCESSORIES

REMOTE BLOWER KIT

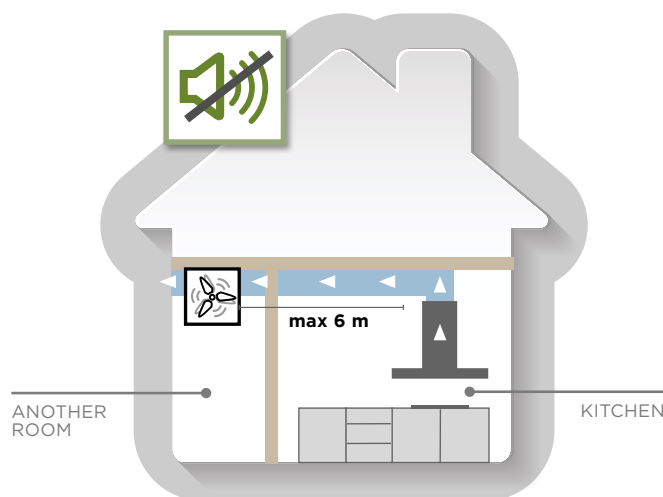
The silent pleasure of a remote motor.

THE SMART WAY TO TRANSFORM YOUR HOOD.

FABER's Remote Blower Kit lets you change the configuration of your hood by moving the motor away from the cooking area. A simple, practical and smart solution! The motor can be relocated with no installation or connection problems. The result? Less noise and greater comfort in the kitchen.

SIX METRES OF SILENCE.

FABER's Remote Blower Kit lets you move the hood's motor to another room, up to a maximum distance of 6 metres. Minimum noise and maximum comfort are guaranteed, not just in the kitchen but throughout the living area.

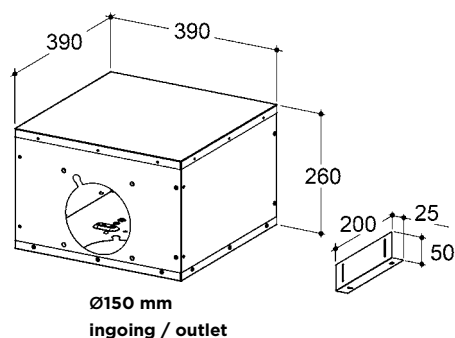
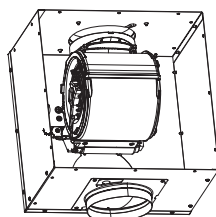


FLEXIBILITY MEANS FINDING THE RIGHT POSITION.

Thanks to its versatile design, the Remote Blower Kit can be installed in or moved to any of the positions illustrated here, so you can always find the best possible position for reducing noise.



Remote Blower Kit cod. 112.0327.007

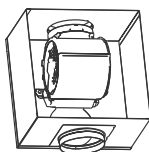


REMOTE BLOWER KIT

REMOTE BLOWER KIT ENERGY

cod. 112.0327.007

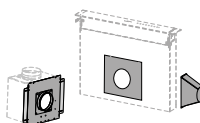
- Chloè
- Cylindra Isola
- Daisy B
- Heaven 2.0
- Heaven Glass 2.0
- Inca Lux 2.0
- Inca Lux Glass
- In-Nova Premium
- Maxima
- Stilo EV8
- Stilo Isola/SP
- Thalia
- Vanity
- Veil



REMOTE BLOWER KIT FABULA

cod. 112.0327.008

- Fabula Plus



CHLOE REAR DUCT KIT

CHLOE REAR DUCT - OLD METAL

cod. 112.0490.249

CHLOE REAR DUCT - OLD COPPER

cod. 112.0490.250

CHLOE REAR DUCT - CAST IRON

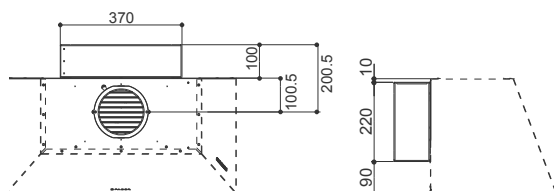
cod. 112.0490.261

CHLOE REAR DUCT - OLD BRASS

cod. 112.0490.262

CHLOE REAR DUCT - DG MATT

cod. 112.0490.263



The kit is matched to the colour of the hood.

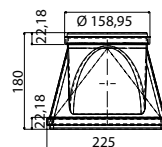

SLIM AIR-DUCT SYSTEM Ø 150 MM OR EQUIVALENT

ROUND TO RECTANGULAR ADAPTER 220x90mm

cod. 112.0459.429

Round to rectangular adapter 220x90 mm

- Heaven 2.0 Slim
- Heaven Glass 2.0 Slim
- High-Light



RECIRCULATING AIR OUTLET COVER

*Recycling Version Kit

RECIRCULATING AIR OUTLET COVER WH cod. 112.0252.439

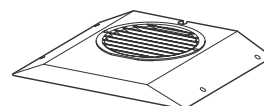
- Cocktail WH
- Cocktail XS WH
- Vanity WH

RECIRCULATING AIR OUTLET COVER BK cod. 112.0252.442

- Cocktail BK
- Cocktail XS BK
- Vanity BK

RECIRCULATING AIR OUTLET COVER X cod. 112.0327.632

- City
- Daisy B



F-LIGHT DUCTING KIT

F-LIGHT DUCTING KIT cod. 112.0169.216

- Lybra Plus
- Nest Plus
- Zoom Plus
- Vanilla Plus

Ø 150 mm - length 1 meter



REMOTE CONTROL

REMOTE CONTROL 6T SQUARCLE cod. 112.0540.043

- Chloe
- Cylindra Isola
- Fabula Plus
- Grexia
- Inca Lux 2.0
- In-Nova Premium
- Onyx-T

- T-Light
- Talika
- Thalia



NEW

FLAT AIR DUCT SYSTEM

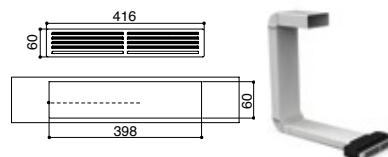
FLAT AIR DUCT SYSTEM cod. 112.0376.219

- Heaven 2.0
- Heaven Glass 2.0
- Heaven Lite / Heaven Lite Glass

GALILEO INSTALLATION KIT

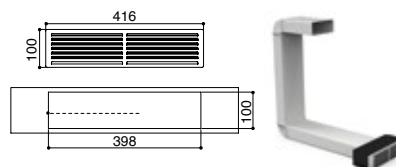
GALILEO COMPLETE RECIRCULATING KIT 60H
cod. 112.0540.730

- Galileo



GALILEO COMPLETE RECIRCULATING KIT 100H
cod. 112.0540.781

- Galileo



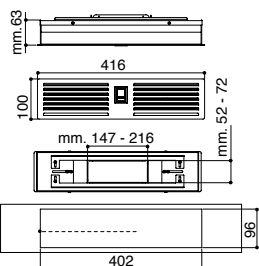
RECYCLING KIT

RECTANGULAR DUCT RECIRCULATING KIT
cod. 112.0470.541

- Fabula Plus*



NOTE
To be purchased as
an alternative to the
Charcoal filter



RECTANGULAR DUCT CHARCOAL FILTER
cod. 112.0472.396


NOTE
Long Lasting
multi-layer filter
to combine with
cod. 112.0470.541



CERAMIC FILTER

GALILEO LONG LASTING CHARCOAL FILTER H100
cod. 112.0548.448

- Galileo



GALILEO LONG LASTING CHARCOAL FILTER H60 cod. 112.0548.447

- Galileo

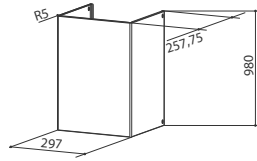


THE FILTER IS DESIGNED TO LAST UP TO 5 YEARS. THE FILTER CAN BE REGENERATED EVERY 2 TO 3 MONTHS. SIMPLY PLACE IN THE OVEN AT 200° FOR 45 MINUTES.

CHIMNEYS

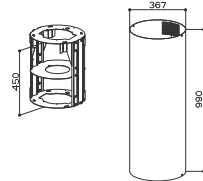
UPPER CHIMNEY KIT H990 X cod. 112.0157.252

- Stilo RB
- Stilo/SP



UPPER CHIMNEY KIT: H990 D370 cod. 112.0157.267

- Cylindra Isola X



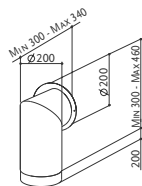
CHIMNEY KIT THALIA WH MATT cod. 112.0327.633

CHIMNEY KIT THALIA PINK cod. 112.0329.961

CHIMNEY KIT THALIA CREAM cod. 112.0329.962

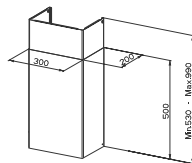
CHIMNEY KIT THALIA BK MATT cod. 112.0437.743

- Thalia



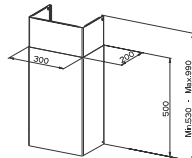
EXTRA HIGH CHIMNEY KIT: A500 + A500 X cod. 112.0250.289

- City
- Daisy B



EXTRA HIGH CHIMNEY KIT: A500 + A500 BK cod. 112.0250.290

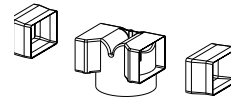
- Cocktail BK
- Cocktail XS BK
- Vanity BK



CHIMNEY RECIRCULATING ACCESSORIES

THIS IS TO BE INSTALLED WHEN YOUR HOOD IS BEING USED IN RECYCLING MODE AND HAS A CHIMNEY PIECE ATTACHED.

INTERNAL CHIMNEY T-SHAPED CONNECTOR cod. 133.0046.956



VENTED UPPER CHIMNEY KIT WH cod. 133.0301.599

- Cocktail WH
- Cocktail XS WH
- Vanity WH



VENTED UPPER CHIMNEY KIT BK cod. 133.0272.534

- Cocktail BK
- Cocktail XS BK
- Vanity BK



VENTED UPPER CHIMNEY KIT X cod. 133.0195.967

- City
- Daisy B



NOTE
All Vented Upper Chimney Kits need an Internal Chimney T-Shaped Connector to direct recirculated air through the vents. cod. 133.0046.956.

CHARCOAL FILTERS LONG LASTING

Multi-layer filter, it guarantees a double filtration and an optimal air cleanliness, it has a duration of up to 3 years.




FLL3 KIT 2.C.A. LONG LASTING cod. 112.0544.470

- Inca Smart
- In-Nova Smart



FLL8 LONG LASTING CHARCOAL FILTER cod. 112.0185.278

- Arkea Plus
- Belle Plus
- Céline Plus
- Chloe
- Cocktail
- Cocktail XS
- Daisy B
- Grèxia
- Heaven 2.0
- Heaven Glass 2.0
- In-Light
- Inca Lux 2.0
- Inca Lux Glass
- Lithos
- Lybra Plus
- Maxima
- Nest Plus
- Odette
- Odette Plus
- Thalia
- Vanity
- Veil
- Zoom Plus



FLL9 LONG LASTING EASY CUBE CHARCOAL FILTER cod. 112.0185.276

- Cylindra Isola
- In-Nova Premium
- Onyx-T
- Stilo/SP
- Stilo Isola/SP
- T-Light Isola
- Victory



FLL12 FABULA CHARCOAL FILTER cod. 112.0261.258

- Fabula Plus



FLL18-90 CHARCOAL FILTER 90CM cod. 112.0471.608

FLL18-120 CHARCOAL FILTER 120CM cod. 112.0471.609

- Heaven 2.0 Slim
- Heaven Glass 2.0 Slim
- High-Light



CHARCOAL FILTERS HIGH PERFORMANCE

High-efficiency filter, it guarantees more than 80% filtration capacity of intake fumes and a duration of up to 6 months.

FHP8 HIGH PERFORMANCE CHARCOAL FILTER cod. 112.0158.127

- Arkea Plus
- Belle Plus
- Céline Plus
- Chloe
- Cocktail
- Cocktail XS
- Daisy B
- Grèxia
- Heaven 2.0
- Heaven Glass 2.0
- In-Light
- Inca Lux 2.0
- Inca Lux Glass
- Lithos
- Lybra Plus
- Maxima
- Nest Plus
- Odette
- Odette Plus
- Thalia
- Vanity
- Veil
- Zoom Plus



CHARCOAL FILTERS

Filter composed by a combination of charcoals and it should be replaced every 2-3 months.

F3 SMILE CHARCOAL FILTER cod. 112.0067.944

- Inca Smart
- In-Nova Smart



F9 263X237 CHARCOAL FILTER cod. 112.0157.243

- Cylindra Isola
- In-Nova Premium
- Stilo/SP
- Stilo Isola/SP
- T-Light
- Victory



F22 KIT C.A. NAUTILUS cod. 112.0540.783

- Glam-Fit
- Talika



FHP14 SKYPAD HIGH PERFORMANCE CHARCOAL FILTER cod. 112.0329.928

- SkyPad 2.0



ANTI-ODOURS FILTERS

Long lasting



**3
YEARS
MAX**

Faber has developed a new, re-usable active carbon filter. Thanks to the multi-layer technology, the Long Lasting filter further increases filtration efficiency, with the double layer using an initial pre-filtration to capture the largest particles, and a second, more concentrated filtration to guarantee optimal air cleanliness.

The filter can be washed in the dishwasher every 3-4 months¹ for a maximum of 3 years and dries at room temperature in a vertical position to allow the water to drain out. Alternatively, it can be placed in an oven at 50°C.

¹ Normal use cooker hood, by around 3 hours per day


High performance



**6
MONTHS
MAX**

High-efficiency filter with a highly-concentrated carbon micro-granular structure that can guarantee more than 80% filtration capacity of intake fumes and a duration of up to 6 months, double that of a normal Charcoal filter, making for economic savings of more than 20%.

CERAMIC FILTER



Innovative Charcoal filter that can be regenerated in the oven at 200° every 2-3 months and has a high absorption efficiency.

CHOOSING THE RIGHT HOOD

The necessary extraction capacity is determined by the volume of the kitchen. An effective hood changes the air of the kitchen 10 times per hour. A powerful motor is quieter and uses less energy because it is effective at low speeds.

-A hood does not create noise disturbance if its capacity is sufficient without exceeding 55 dB(A) of sound power.

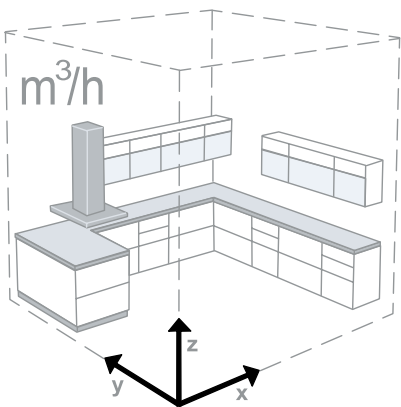
-A powerful motor can be efficient even at lower, quieter speeds.

¹ Fan Handbook - F. Bleier 1998

$$\text{EFFECTIVENESS} = \text{kitchen m}^2 \times \text{kitchen height} \times \frac{10}{\text{changes of air}}$$

Example: A 15 m2 kitchen which is 3 m tall requires a hood which aspirates at least 450 m3/h. Infact: 15 m2 x 3 m x 10 = 450 m3/h
Now consult the performance table found in the product catalogue.

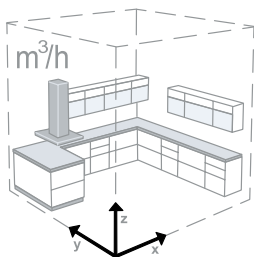
The hood is efficient if an equal or higher capacity value is found in one of the speed columns.



Speed	1	2	3	4	INT
Air capacity IEC point	110	195	260	313	430
Pressure	-	-	-	-	-
Input	30	45	55	70	100
Noise level	48	53	58	62	69

INSTALLATION

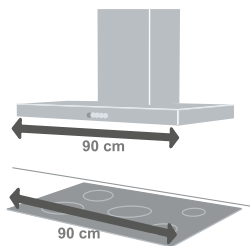
Proper installation begins with an inspection. When choosing a hood, you should know:



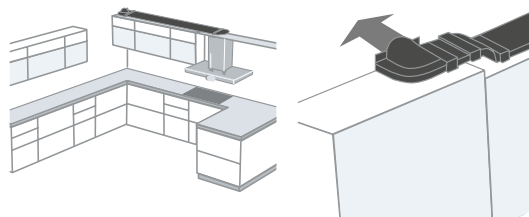
Kitchen volume (which determines the necessary aspiration capacity).

See section:

“Choosing the right hood.”



Length of the cooking top (the hood is generally as long as the cooking top area).

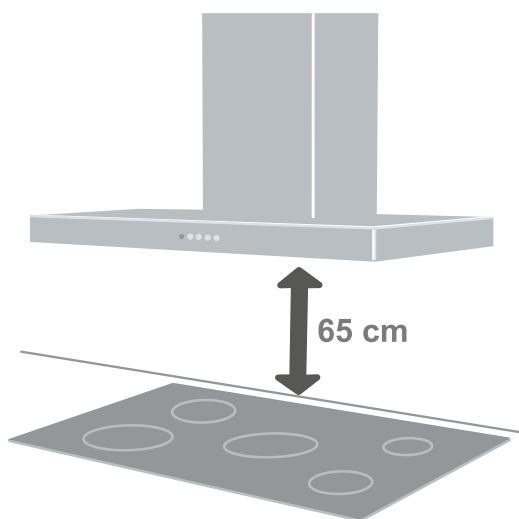


The position and distance of the exit hole (very long and very curved right-angled tubes limit hood efficiency).

Installation distance

The hood is to be installed at a minimum distance of 65 cm from the cooking top, except for particular models where is specified in the technical drawing and instructions manual.

ATTENTION: the product guarantee will not be considered valid if this distance is not respected. The hood may not reach declared performance levels if the distance from the cooking top exceeds 75 cm. Some vertical-installation models (ex. Jolie) are to be installed lower. Check the product's technical manual.



Inspection

- 1 - Turn on the motor
- 2 - Switch on the lights

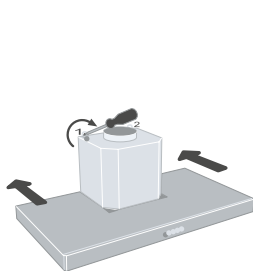
If the hood is an extraction hood, verify that it is properly connected to the exit tubing.
If the hood is a filtering hood, verify that the Charcoal filters have been inserted.

First cleaning

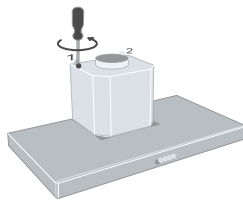
- Remove the protective films
- Remove impurities with a damp sponge and a small amount of neutral soap
- Rinse with a damp cloth
- Dry with a soft cloth. If the hood is in Stainless steel, continue with a steel glaze
- You can give Stainless steel hoods a protective treatment with the Faber Clin&Clin tissue



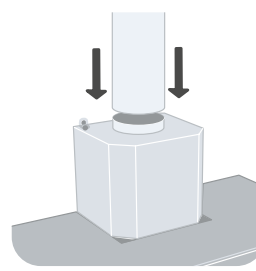
Faber hoods are easy to install because they have EASY CUBE:



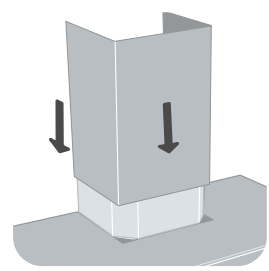
Hang the hood



Align



Connect tubing



Insert the chimney

USE AND MAINTENANCE



Switch on the hood a minute before cooking begins to create air flow that channels fumes and steam toward the aspiration surfaces.

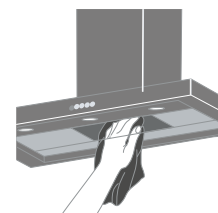
If necessary, leave the hood switched on even after cooking is finished so that all steam and odours can be properly aspirated.

- Wash the metal anti-grease filters by hand or in the dishwasher every two months¹
- Replace synthetic anti-grease filters every two months

- Regular filter maintenance guarantees efficient hood use

ATTENTION: grease deposited on the filters is inflammable: be sure to perform regular maintenance

¹ These intervals of time refer to a regular use of the hood, approximately 3 hours per day



HOOD CLEANING

- Remove impurities with a damp sponge and a small amount of neutral soap²
- Rinse with a damp cloth
- Dry with a soft cloth, if the hood is in Stainless steel, follow the steel brushing
- Clean the internal hood conduit once a year

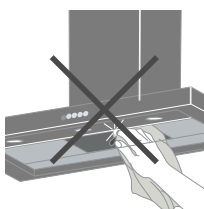
² Acid-based cleaning products can damage hood surfaces

QUALITY AND SAFETY


Faber hoods benefit from 60 years of competence in the treatment of kitchen air.

- We were the first in the kitchen hood sector to obtain an ISO 9001 company quality system certificate.
- System integrated with Quality, Safety and Environment certified by SGS respecting the ISO 9001:2000, OHSAS 18001 and ISO 14001 norms.
- We have received the SGS Excellence Certificate, the absolute first in the world, number 001.
- All Faber hoods conform to European safety standards (EC mark of conformity), and have also been certified by the IMQ, a reliable, independent organisation further guaranteeing clients on quality (IMQ mark of security).

FABER HOODS ARE DESIGNED FOR SAFETY



Hammered internal edges and tempered glass to avoid risks of cutting.



Thermo-protected motors and self-extinguishing plastics help avoid any risk of fire.

Electronics are solid state, cables and connections are all placed correctly to avoid electric shock or dangerous sparks.

All Faber hoods have undergone safety and performance tests.

Aspiration and noise capacity have been measured according to standard norms:

- EN 61591
- EN 60704-3

Unique specifications for surveying kitchen hood performance.

ATTENTION: Comparisons between different brand hoods should be carried out on complete data obtained according to these standards. The Faber laboratory is NEMKO and IMQ certified.

NEED HELP?

Kitchenex are Faber's sole approved supplier for the UK. If you would like any further information, please call us on landline number.

kitchenEx

All Faber products are sold with a 2-year guarantee, covering parts and labour. Defects caused by incorrect installation are not covered by the warranty.

0114 399 8672

Brochure or more
information

0345 548 7797


Parts, servicing and
warranty

SPECIAL FINISHES


The images are indicative only
and are not fully representative
of the product finish.



White
GLOW
GLOW PLUS LITHOS



Old copper
CHLOË
TALIKA




Old Metal
CHLOË




Gold
BELLE PLUS




Grey Matt
BELLE PLUS
ODETTE
ODETTE PLUS



Country grey matt
CÉLINE PLUS




Dark Grey Matt
CHLOË
TALIKA



Warm white
CÉLINE PLUS



Black matt
ODETTE
ODETTE PLUS



White matt
T-LIGHT
THALIA
VEIL HIGH-LIGHT
IN-LIGHT
LITHOS



Light Grey Stoneware
GRÉXIA



Dark grey concrete
TALIKA




Cast iron
CHLOË



Dark Grey Stoneware
GRÉXIA



Concrete
LITHOS
VEIL



Cross titanium
TALIKA



Old brass
CHLOË



Tibetan Silver
PAREO PLUS
VEIL



Zebra-Striped Glass
LYBRA PLUS

Limited Edition

Limited Edition

Faber UK 

FaberHoodsUK 

www.faberhoods.co.uk



Faber Hoods are exclusively supplied in the UK by KitchenEx Ltd.

KitchenEX Ltd
MBP5, Meadowhall Business Park,
Carbrook Hall Road,
Sheffield, S9 2EQ

0114 399 8672
office@kitchenex.co.uk
www.faberhoods.co.uk